

## **INDEPENDENT AUDITOR'S REPORT**

### **To The Members of Quest Properties India Limited Report on the Audit of the Financial Statements**

#### **Opinion**

We have audited the accompanying financial statements of Quest Properties India Limited ("the Company"), which comprise the Balance Sheet as at 31<sup>st</sup> March 2022, and the Statement of Profit and Loss (including Other Comprehensive Income), the Statement of Cash Flows and the Statement of Changes in Equity for the year then ended, and a summary of significant accounting policies and other explanatory information.

In our opinion and to the best of our information and according to the explanations given to us, the aforesaid financial statements give the information required by the Companies Act, 2013 ("the Act") in the manner so required and give a true and fair view in conformity with the Indian Accounting Standards prescribed under section 133 of the Act read with the Companies (Indian Accounting Standards) Rules, 2015, as amended, ("Ind AS") and other accounting principles generally accepted in India, of the state of affairs of the Company as at 31<sup>st</sup> March 2022, and its profit, total comprehensive income, its cash flows and the changes in equity for the year ended on that date.

#### **Basis for Opinion**

We conducted our audit of the financial statements in accordance with the Standards on Auditing specified under section 143(10) of the Act (SAs). Our responsibilities under those Standards are further described in the Auditor's Responsibility for the Audit of the Financial Statements section of our report. We are independent of the Company in accordance with the Code of Ethics issued by the Institute of Chartered Accountants of India (ICAI) together with the ethical requirements that are relevant to our audit of the financial statements under the provisions of the Act and the Rules made thereunder, and we have fulfilled our other ethical responsibilities in accordance with these requirements and the ICAI's Code of Ethics. We believe that the audit evidence obtained by us is sufficient and appropriate to provide a basis for our audit opinion on the financial statements.

#### **Information Other than the Financial Statements and Auditor's Report Thereon**

The Company's Board of Directors is responsible for the other information. The other information comprises the information included in the Board report but does not include the financial statements and our auditor's report thereon.

- Our opinion on the financial statements does not cover the other information and we do not express any form of assurance conclusion thereon.



- In connection with our audit of the financial statements, our responsibility is to read the other information and, in doing so, consider whether the other information is materially inconsistent with the financial statements or our knowledge obtained during the course of our audit or otherwise appears to be materially misstated.
- If, based on the work we have performed, we conclude that there is a material misstatement of this other information, we are required to report that fact. We have nothing to report in this regard.

### **Management's Responsibility for the Financial Statements**

The Company's Board of Directors is responsible for the matters stated in section 134(5) of the Act with respect to the preparation of these financial statements that give a true and fair view of the financial position, financial performance including other comprehensive income, cash flows and changes in equity of the Company in accordance with the Ind AS and other accounting principles generally accepted in India. This responsibility also includes maintenance of adequate accounting records in accordance with the provisions of the Act for safeguarding the assets of the Company and for preventing and detecting frauds and other irregularities; selection and application of appropriate accounting policies; making judgments and estimates that are reasonable and prudent; and design, implementation and maintenance of adequate internal financial controls, that were operating effectively for ensuring the accuracy and completeness of the accounting records, relevant to the preparation and presentation of the financial statement that give a true and fair view and are free from material misstatement, whether due to fraud or error.

In preparing the financial statements, management is responsible for assessing the Company's ability to continue as a going concern, disclosing, as applicable, matters related to going concern and using the going concern basis of accounting unless management either intends to liquidate the Company or to cease operations, or has no realistic alternative but to do so.

Those Board of Directors are also responsible for overseeing the Company's financial reporting process.

### **Auditor's Responsibility for the Audit of the Financial Statements**

Our objectives are to obtain reasonable assurance about whether the financial statements as a whole are free from material misstatement, whether due to fraud or error, and to issue an auditor's report that includes our opinion. Reasonable assurance is a high level of assurance, but is not a guarantee that an audit conducted in accordance with SAs will always detect a material misstatement when it exists. Misstatements can arise from fraud or error and are considered material if, individually or in the aggregate, they could reasonably be expected to influence the economic decisions of users taken on the basis of these financial statements.

As part of an audit in accordance with SAs, we exercise professional judgment and maintain professional skepticism throughout the audit. We also:

- Identify and assess the risks of material misstatement of the financial statements, whether due to fraud or error, design and perform audit procedures responsive to those risks, and obtain audit evidence that is sufficient and appropriate to provide a basis for our opinion. The risk of not detecting a material misstatement resulting from fraud is higher than for one resulting from error, as fraud may involve collusion, forgery, intentional omissions, misrepresentations, or the override of internal control.



- Obtain an understanding of internal financial control relevant to the audit in order to design audit procedures that are appropriate in the circumstances. Under section 143(3)(i) of the Act, we are also responsible for expressing our opinion on whether the Company has adequate internal financial controls system in place and the operating effectiveness of such controls.
- Evaluate the appropriateness of accounting policies used and the reasonableness of accounting estimates and related disclosures made by the management.
- Conclude on the appropriateness of management's use of the going concern basis of accounting and, based on the audit evidence obtained, whether a material uncertainty exists related to events or conditions that may cast significant doubt on the Company's ability to continue as a going concern. If we conclude that a material uncertainty exists, we are required to draw attention in our auditor's report to the related disclosures in the financial statements or, if such disclosures are inadequate, to modify our opinion. Our conclusions are based on the audit evidence obtained up to the date of our auditor's report. However, future events or conditions may cause the Company to cease to continue as a going concern.
- Evaluate the overall presentation, structure and content of the financial statements, including the disclosures, and whether the financial statements represent the underlying transactions and events in a manner that achieves fair presentation.

Materiality is the magnitude of misstatements in the financial statements that, individually or in aggregate, makes it probable that the economic decisions of a reasonably knowledgeable user of the financial statements may be influenced. We consider quantitative materiality and qualitative factors in (i) planning the scope of our audit work and in evaluating the results of our work; and (ii) to evaluate the effect of any identified misstatements in the financial statements.

We communicate with those charged with governance regarding, among other matters, the planned scope and timing of the audit and significant audit findings, including any significant deficiencies in internal control that we identify during our audit.

We also provide those charged with governance with a statement that we have complied with relevant ethical requirements regarding independence, and to communicate with them all relationships and other matters that may reasonably be thought to bear on our independence, and where applicable, related safeguards.

#### **Report on Other Legal and Regulatory Requirements**

1. As required by Section 143(3) of the Act, based on our audit we report that:
  - a) We have sought and obtained all the information and explanations which to the best of our knowledge and belief were necessary for the purposes of our audit.
  - b) In our opinion, proper books of account as required by law have been kept by the Company so far as it appears from our examination of those books.
  - c) The Balance Sheet, the Statement of Profit and Loss including Other Comprehensive Income, the Statement of Cash Flows and Statement of Changes



in Equity dealt with by this Report are in agreement with the books of account.

- d) In our opinion, the aforesaid financial statements comply with the Ind AS specified under Section 133 of the Act.
- e) On the basis of the written representations received from the directors as on 31st March, 2022 taken on record by the Board of Directors, none of the directors is disqualified as on 31<sup>st</sup> March, 2022 from being appointed as a director in terms of Section 164(2) of the Act.
- f) With respect to the adequacy of the internal financial controls over financial reporting of the Company and the operating effectiveness of such controls, refer to our separate Report in "Annexure A". Our report expresses an unmodified opinion on the adequacy and operating effectiveness of the Company's internal financial controls over financial reporting.
- g) With respect to the other matters to be included in the Auditor's Report in accordance with the requirements of section 197(16) of the Act, as amended, In our opinion and to the best of our information and according to the explanations given to us, the remuneration paid by the Company to its directors during the year is in accordance with the provisions of section 197 of the Act.
- h) With respect to the other matters to be included in the Auditor's Report in accordance with Rule 11 of the Companies (Audit and Auditors) Rules, 2014, as amended in our opinion and to the best of our information and according to the explanations given to us:
  - i. The Company does not have any pending litigations which would impact its financial position.
  - ii. The Company did not have any long-term contracts including derivative contracts for which there were any material foreseeable losses.
  - iii. There were no amounts which were required to be transferred to the Investor Education and Protection Fund by the Company.
  - iv. (a) The Management has represented that, to the best of it's knowledge and belief, other than as disclosed in the notes to the accounts no funds (which are material either individually or in the aggregate) have been advanced or loaned or invested (either from borrowed funds or share premium or any other sources or kind of funds) by the Company to or in any other person(s) or entity(ies), including foreign entities ("Intermediaries"), with the understanding, whether recorded in writing or otherwise, that the Intermediary shall, directly or indirectly lend or invest in other persons or entities identified in any manner whatsoever by or on behalf of the Company ("Ultimate Beneficiaries") or provide any guarantee, security or the like on behalf of the Ultimate Beneficiaries.
  - (b) The Management has represented, that, to the best of it's knowledge and belief, **other than** as disclosed in the notes to accounts, no funds (which are material either individually or in the aggregate) have been received by the Company from any person(s) or entity(ies), including foreign entities ("Funding Parties"), with the understanding, whether



**Deloitte  
Haskins & Sells LLP**

recorded in writing or otherwise, that the Company shall, directly or indirectly, lend or invest in other persons or entities identified in any manner whatsoever by or on behalf of the Funding Party ("Ultimate Beneficiaries") or provide any guarantee, security or the like on behalf of the Ultimate Beneficiaries.

- (c) Based on the audit procedures that has been considered reasonable and appropriate in the circumstances, nothing has come to our notice that has caused us to believe that the representations under sub-clause (i) and (ii) of Rule 11(e), as provided under (a) and (b) above, contain any material misstatement.
  - v. The company has not declared or paid any dividend during the year and has not proposed final dividend for the year
2. As required by the Companies (Auditor's Report) Order, 2020 ("the Order") issued by the Central Government in terms of Section 143(11) of the Act, we give in "Annexure B" a statement on the matters specified in paragraphs 3 and 4 of the Order.

For **Deloitte Haskins & Sells LLP**

Chartered Accountants

(Firm's Registration No. 117366W/W - 100018)

**Abhijit Bandyopadhyay**

(Partner)

(Membership No. 054785)

UDIN : 22054785AISPWX2684

Place: Kolkata

Date: May 10, 2022



**ANNEXURE "A" TO THE INDEPENDENT AUDITOR'S REPORT**

**(Referred to in paragraph 1(f) under 'Report on Other Legal and Regulatory Requirements' section of our report of even date)**

**Report on the Internal Financial Controls Over Financial Reporting under Clause (i) of Sub-section 3 of Section 143 of the Companies Act, 2013 ("the Act")**

We have audited the internal financial controls over financial reporting of Quest Properties India Limited ("the Company") as of 31<sup>st</sup> March, 2022 in conjunction with our audit of the Ind AS financial statements of the Company for the year ended on that date.

**Management's Responsibility for Internal Financial Controls**

The Company's management is responsible for establishing and maintaining internal financial controls based on "the internal control over financial reporting criteria established by the Company considering the essential components of internal control stated in the Guidance Note on Audit of Internal Financial Controls Over Financial Reporting issued by the Institute of Chartered Accountants of India". These responsibilities include the design, implementation and maintenance of adequate internal financial controls that were operating effectively for ensuring the orderly and efficient conduct of its business, including adherence to respective company's policies, the safeguarding of its assets, the prevention and detection of frauds and errors, the accuracy and completeness of the accounting records, and the timely preparation of reliable financial information, as required under the Companies Act, 2013.

**Auditor's Responsibility**

Our responsibility is to express an opinion on the Company's internal financial controls over financial reporting of the Company based on our audit. We conducted our audit in accordance with the Guidance Note on Audit of Internal Financial Controls Over Financial Reporting (the "Guidance Note") issued by the Institute of Chartered Accountants of India and the Standards on Auditing prescribed under Section 143(10) of the Companies Act, 2013, to the extent applicable to an audit of internal financial controls. Those Standards and the Guidance Note require that we comply with ethical requirements and plan and perform the audit to obtain reasonable assurance about whether adequate internal financial controls over financial reporting was established and maintained and if such controls operated effectively in all material respects.

Our audit involves performing procedures to obtain audit evidence about the adequacy of the internal financial controls system over financial reporting and their operating effectiveness. Our audit of internal financial controls over financial reporting included obtaining an understanding of internal financial controls over financial reporting, assessing the risk that a material weakness exists, and testing and evaluating the design and operating effectiveness of internal control based on the assessed risk. The procedures selected depend on the auditor's judgement, including the assessment of the risks of material misstatement of the financial statements, whether due to fraud or error.

We believe that the audit evidence we have obtained is sufficient and appropriate to provide a basis for our audit opinion on the Company's internal financial controls system over financial reporting.



### **Meaning of Internal Financial Controls Over Financial Reporting**

A company's internal financial control over financial reporting is a process designed to provide reasonable assurance regarding the reliability of financial reporting and the preparation of financial statements for external purposes in accordance with generally accepted accounting principles. A company's internal financial control over financial reporting includes those policies and procedures that (1) pertain to the maintenance of records that, in reasonable detail, accurately and fairly reflect the transactions and dispositions of the assets of the company; (2) provide reasonable assurance that transactions are recorded as necessary to permit preparation of financial statements in accordance with generally accepted accounting principles, and that receipts and expenditures of the company are being made only in accordance with authorisations of management and directors of the company; and (3) provide reasonable assurance regarding prevention or timely detection of unauthorised acquisition, use, or disposition of the company's assets that could have a material effect on the financial statements.

### **Inherent Limitations of Internal Financial Controls Over Financial Reporting**

Because of the inherent limitations of internal financial controls over financial reporting, including the possibility of collusion or improper management override of controls, material misstatements due to error or fraud may occur and not be detected. Also, projections of any evaluation of the internal financial controls over financial reporting to future periods are subject to the risk that the internal financial control over financial reporting may become inadequate because of changes in conditions, or that the degree of compliance with the policies or procedures may deteriorate.

### **Opinion**

In our opinion, to the best of our information and according to the explanations given to us, the Company has, in all material respects, an adequate internal financial controls system over financial reporting and such internal financial controls over financial reporting were operating effectively as at 31<sup>st</sup> March, 2022, based on "the criteria for internal financial control over financial reporting established by the Company considering the essential components of internal control stated in the Guidance Note on Audit of Internal Financial Controls Over Financial Reporting issued by the Institute of Chartered Accountants of India".

**For Deloitte Haskins & Sells LLP**

Chartered Accountants

(Firm's Registration No. 117366W/W - 100018)

**Abhijit Bandyopadhyay**

(Partner)

(Membership No. 054785)

UDIN :22054785AISPWX2684

Place: Kolkata

Date: May 10, 2022

**ANNEXURE B TO THE INDEPENDENT AUDITOR'S REPORT**

(Referred to in paragraph 2 under 'Report on Other Legal and Regulatory Requirements' section of our report of even date)

In terms of the information and explanations sought by us and given by the Company and the books of account and records examined by us in the normal course of audit and to the best of our knowledge and belief, we state that

- (i) (a) (A) The Company has maintained proper records showing full particulars, including quantitative details and situation of Property, Plant and Equipment and Investment properties.  
  
(B) The Company has maintained proper records showing full particulars of intangible assets.
- (b) Some of the Property, Plant and Equipment and investment properties were physically verified during the year by the Management in accordance with a programme of verification, which in our opinion provides for physical verification of all the Property, Plant and Equipment and investment properties at reasonable intervals having regard to the size of the Company and the nature of its activities. According to the information and explanations given to us, no material discrepancies were noticed on such verification.
- (c) With respect to immovable properties of buildings that are freehold, according to the information and explanations given to us and the records examined by us and based on the examination of the registered sale deed provided to us, we report that, the title deeds of such immovable properties and in respect of immovable properties of self-constructed buildings on land held with the rights of development and commercial usage, which are disclosed as fixed assets in the financial statements, the development agreement is in the name of the company, where the company is developer in the agreement. Immovable properties of self-constructed building whose equitable assignment on all rights, title, permits, approvals, clearances under development agreement have been pledged as security for loans are held in the name of the Company based on the confirmations directly received by us from lenders.
- (d) The Company has not revalued any of its Property, Plant and Equipment (including Right of Use assets) and intangible assets during the year.
- (e) No proceedings have been initiated during the year or are pending against the Company as at March 31, 2022 for holding any benami property under the Benami Transactions (Prohibition) Act, 1988 (as amended in 2016) and rules made thereunder.
- (ii) (a) Having regard to the nature of inventory, the physical verification by way of verification of title deeds, site visits by the Management and certification of extent of work completion by competent persons, are at reasonable intervals. In our opinion and according to the information and explanations given to us, the coverage and procedure of such verification by the Management is appropriate





having regard to the size of the Company and nature of its operations and no discrepancies of 10% or more in the aggregate for each class of inventories were noticed on such physical verification of inventories when compared with books of account.

- (b) According to the information and explanations given to us, the Company has been sanctioned working capital limits in excess of Rs. 5 crores, in aggregate, at points of time during the year, from banks or financial institutions on the basis of security of current assets. In our opinion and according to the information and explanations given to us, the statements comprising annual financial statements filed by the Company with such banks or financial institutions are in agreement with the audited books of account of the Company.
- (iii) (a) The Company has made investments in, provided guarantees during the year details of which are given below:

	Investments (in ₹ Lakhs)	Guarantees (in ₹ Lakhs)
A. Aggregate amount granted / provided during the year		
- Subsidiaries	143.42	
- Joint Ventures	2,206.99	
- Others	2,000.27^	11,500
B. Balance outstanding as at balance sheet date in respect of above cases*		
- Subsidiaries	873.81	
- Joint Ventures	7,183.99	
- Others	2,000.27^	11,500

\*The amounts reported are gross amounts without considering provision made.

^ The amounts does not include deemed investments of Rs. 82.64 lakhs on account of guarantee given to ICICI Bank on behalf on Guiltfree Industries Limited.

The Company has not provided any loans or advances in nature of loans or provided security to any other entity during the year.

- (b) The investments made, guarantees provided, and the terms and conditions of the grant of all the above-mentioned guarantees provided, during the year are, in our opinion, prima facie, not prejudicial to the Company's interest.
- (c) The Company has not granted loans or provided advances in the nature of loan hence reporting under clause (iii)(c), (d), (e) and (f) is not applicable.
- (iv) The Company has complied with the provisions of Sections 186 of the Companies Act, 2013 in respect of making investments. The Company has not granted any loans as prescribed in Section 185 of the Companies Act, 2013 and hence reporting on compliance of Section 185 is not applicable to the Company.
- (v) According to the information and explanations given to us, the Company has not accepted any deposit or amount which are deemed to be deposit. Hence reporting under clause (v) of the order is not applicable.



- (vi) Having regard to the nature of the Company's business / activities, reporting under clause (vi) of the Order is not applicable.
- (vii) In respect of statutory dues:
- (a) Undisputed statutory dues, including Goods and Service tax, Provident Fund, Income-tax, Sales Tax, Service Tax, Value Added Tax, cess and other material statutory dues applicable to the Company have been regularly deposited by it with the appropriate authorities though the delays in deposit have not been serious.  
There were no undisputed amounts payable in respect of Goods and Service tax, Provident Fund, Income-tax, Sales Tax, Service Tax, Value Added Tax, cess and other material statutory dues in arrears as at 31<sup>st</sup> March, 2022 for a period of more than six months from the date they became payable. The statutory dues such as Employees State Insurance, Excise Duty are not applicable to the Company.
- (b) There are no statutory dues referred in sub-clause (a) above which have not been deposited on account of disputes as on 31<sup>st</sup> March, 2022.
- (viii) There were no transactions relating to previously unrecorded income that were surrendered or disclosed as income in the tax assessments under the Income Tax Act, 1961 (43 of 1961) during the year.
- (ix)(a) In our opinion, the Company has not defaulted in the repayment of loans or other borrowings or in the payment of interest thereon to any lender during the year.
- (b) The company has not been declared willful defaulter by any bank or financial institution or government or any government authority.
- (c) The Company has not taken any term loan during the year and there are no unutilised term loans at the beginning of the year and hence, reporting under clause (ix)(c) of the Order is not applicable.
- (d) On an overall examination of the financial statements of the Company, funds raised on short-term basis have, prima facie, not been used during the year for long-term purposes by the Company.
- (e) On an overall examination of the financial statements of the Company, the Company has not taken any funds from any entity or person on account of or to meet the obligations of its subsidiaries, associates or joint ventures.
- (f) The company has not raised loans during the year and hence reporting on clause (ix)(f) of the Order is not applicable.
- (x) (a) The Company has not raised moneys by way of initial public offer or further public offer (including debt instruments) during the year and hence reporting under clause (x)(a) of the Order is not applicable.
- (b) During the year the Company has not made any preferential allotment or private placement of shares or convertible debentures (fully or partly or optionally) and hence reporting under clause (x)(b) of the Order is not applicable to the Company.



- (xi)(a) To the best of our knowledge, no fraud by the Company and no material fraud on the Company has been noticed or reported during the year.
- (b) To the best of our knowledge, no report under sub-section (12) of section 143 of the Companies Act has been filed in Form ADT-4 as prescribed under rule 13 of Companies (Audit and Auditors) Rules, 2014 with the Central Government, during the year and upto the date of this report.
- (c) As represented to us by the Management, there were no whistle blower complaints received by the Company during the year.
- (xii) The Company is not a Nidhi Company and hence reporting under clause (xii) of the Order is not applicable.
- (xiii) In our opinion, the Company is in compliance with Section 177 and 188 of the Companies Act, where applicable, for all transactions with the related parties and the details of related party transactions have been disclosed in the financial statements etc. as required by the applicable accounting standards.
- (xiv) (a) In our opinion the Company has an adequate internal audit system commensurate with the size and the nature of its business.
- (b) We have considered, the internal audit reports issued to the Company during the year and covering the period upto 31<sup>st</sup> March, 2022.
- (xv) In our opinion during the year the Company has not entered into any non-cash transactions with any of its directors or directors of it's holding company, subsidiary company, or persons connected with such directors and hence provisions of section 192 of the Companies Act, 2013 are not applicable to the Company.
- (xvi) The Company is not required to be registered under section 45-IA of the Reserve Bank of India Act, 1934. Hence, reporting under clause (xvi)(a), (b) and (c) of the Order is not applicable.
- (xvii) The Company has not incurred cash losses during the financial year covered by our audit and the immediately preceding financial year.
- (xviii) There has been no resignation of the statutory auditors of the Company during the year.
- (xix) On the basis of the financial ratios, ageing and expected dates of realization of financial assets and payment of financial liabilities, other information accompanying the financial statements and our knowledge of the Board of Directors and Management plans and based on our examination of the evidence supporting the assumptions, nothing has come to our attention, which causes us to believe that any material uncertainty exists as on the date of the audit report indicating that Company is not capable of meeting its liabilities existing at the date of balance sheet as and when they fall due within a period of one year from the balance sheet date. We, however, state that this is not an assurance as to the future viability of the Company. We further state that our reporting is based on the facts up to the date of the audit report and we neither give any guarantee nor any assurance that all liabilities falling due within a period of one year from the balance sheet date, will get discharged by the Company as and when they fall due.



- (xx) . In respect of ongoing projects, the Company has transferred unspent Corporate Social Responsibility (CSR) amount, to a Special account before the date of this report and within a period of 30 days from the end of the financial year in compliance with the provision of section 135(6) of the Act.

For **Deloitte Haskins & Sells LLP**  
Chartered Accountants  
(Firm's Registration No. 117366W/W - 100018)



**Abhijit Bandyopadhyay**  
(Partner)  
(Membership No. 054785)  
UDIN : 22054785AISPWX2684

Place: Kolkata  
Date: May 10, 2022

**Balance Sheet as at March 31, 2022**

Particulars	Note no.	₹ in lakhs	
		As at March 31, 2022	As at March 31, 2021
<b>ASSETS</b>			
<b>Non-current assets</b>			
a. Property, plant and equipment	2	33,879.19	34,928.38
b. Capital work in progress	2	-	17.61
c. Right of use assets	2	4,684.45	5,123.62
d. Investment property	3	5,307.92	5,398.73
e. Intangibles assets	4	6.63	7.36
f. Financial assets			
i. Investments	5	10,140.71	5,707.39
ii. Loans	6	6.04	8.84
iii. Other financial assets	7	28.64	29.83
g. Non-current tax assets (net)	8	1,296.20	1,285.42
h. Other non-current assets	9	41.05	80.47
<b>Total non-current assets</b>		<b>55,390.83</b>	<b>52,587.65</b>
<b>Current assets</b>			
a. Inventories	10	2,231.02	2,671.58
b. Financial assets			
i. Trade receivables	11	725.78	1,081.24
ii. Cash and cash equivalents	12	4.42	359.86
iii. Loans	13	2.80	2.80
iv. Other financial assets	14	198.10	305.15
c. Other current assets	15	770.44	591.92
<b>Total current assets</b>		<b>3,932.56</b>	<b>5,012.55</b>
<b>Total assets</b>		<b>59,323.39</b>	<b>57,600.20</b>
<b>EQUITY AND LIABILITIES</b>			
<b>Equity</b>			
a. Equity share capital	16	26,252.00	26,252.00
b. Other equity	17	4,306.15	1,898.87
<b>Total equity</b>		<b>30,558.15</b>	<b>28,150.87</b>
<b>LIABILITIES</b>			
<b>Non-current liabilities</b>			
a. Financial liabilities			
i. Borrowings	18	3,766.08	6,824.48
ia. Lease Liabilities	19(a)	10,506.42	10,902.39
ii. Other financial liabilities	19(b)	1,203.70	2,692.84
b. Provisions	20	172.69	146.84
c. Deferred tax liability (net)	34	1,846.95	1,035.96
d. Other non-current liabilities	21	55.60	0.49
<b>Total non-current liabilities</b>		<b>17,551.44</b>	<b>21,603.00</b>
<b>Current liabilities</b>			
a. Financial liabilities			
i. Borrowings	22	3,359.20	2,698.94
ia. Lease Liabilities	22(a)	395.97	358.58
ii. Trade payables	23		
(A) total Outstanding dues of micro enterprises and small enterprises		13.69	15.67
(B) total Outstanding dues of creditors other than micro enterprises and small enterprises		3,982.80	3,190.91
iii. Other financial liabilities	24	2,448.68	747.79
b. Other current liabilities	25	1,007.52	830.09
c. Provisions	26	5.94	4.35
<b>Total current liabilities</b>		<b>11,213.80</b>	<b>7,846.33</b>
<b>Total liabilities</b>		<b>28,765.24</b>	<b>29,449.33</b>
<b>Total equity and liabilities</b>		<b>59,323.39</b>	<b>57,600.20</b>

**Notes 1-51 form an Integral part of the financial statements**

In terms of our report attached,

**For Deloitte Haskins & Sells LLP**

Chartered Accountants

Firm Registration Number: 117366W/W-100018

  
**Abhijit Bandyopadhyay**  
 Partner

Kolkata

Date: 10 May, 2022



**For and on behalf of the Board of Directors**

**Mukesh Kumar**  
 Managing Director  
 DIN- 08365169

**Rajarshi Banerjee**  
 Director  
 DIN- 05310850

  
**Snehasis Dutta**  
 CFO & Company Secretary





**Quest Properties India Limited**  
**Registered Office: CESC House, Chowringhee Square, Kolkata - 700001**  
**CIN: U70101WB2006PLC108175**  
**Telephone: +91 33 2225 6040**  
**Email: cescproperties@rpsg.in**

**Statement of profit and loss for the year ended March 31, 2022**

		₹ in lakhs	
Particulars	Note no.	For the year ended March 31, 2022	For the year ended March 31, 2021
I Revenue from operations	27	10,381.51	6,901.10
II Other income	28	748.82	701.91
<b>III Total income</b>		<b>11,130.33</b>	<b>7,603.01</b>
<b>IV Expenses</b>			
Cost of material consumed		116.65	89.28
Changes in Inventories of Work In Progress	29	427.16	(9.78)
Employee benefit expenses	30	1,032.88	984.86
Finance cost	31	1,907.59	2,195.40
Depreciation and amortisation expense	32	1,653.73	1,647.63
Other expenses	33	2,771.75	2,722.83
<b>Total expenses</b>		<b>7,909.76</b>	<b>7,630.22</b>
<b>V Profit / (loss) before tax</b>		<b>3,220.57</b>	<b>(27.21)</b>
<b>VI Tax expense</b>			
- Current tax charge / (credit)	34	-	(339.06)
- Deferred tax charge / (credit)	34	811.57	(157.05)
<b>Total tax expense charge / (credit)</b>		<b>811.57</b>	<b>(496.11)</b>
<b>VII Profit / (loss) after tax</b>		<b>2,409.00</b>	<b>468.90</b>
<b>VIII Other comprehensive income</b>			
A Items that will not be reclassified to profit or loss			
(i) Remeasurements of post-employment benefit plans	35	(2.30)	0.96
(ii) Income tax relating to items that will not be reclassified to profit or loss	35	0.58	(0.24)
<b>Other comprehensive income for the year, net of tax</b>		<b>(1.72)</b>	<b>0.72</b>
<b>IX Total comprehensive income for the year</b>		<b>2,407.28</b>	<b>469.62</b>
<b>X Earning per equity share</b>			
Basic (Rs.)	36	<b>0.92</b>	<b>0.18</b>
Diluted (Rs.)	36	<b>0.92</b>	<b>0.18</b>

**Notes 1-51 form an integral part of the financial statements**

In terms of our report attached.

**For Deloitte Haskins & Sells LLP**

Chartered Accountants

Firm Registration Number: 117366W/W-100018

**Abhijit Bandyopadhyay**

Partner

Kolkata

Date: 10<sup>th</sup> May, 2022



For and on behalf of the Board of Directors

*Mukesh Kumar*

**Mukesh Kumar**  
Managing Director  
DIN- 08365169

*Rajarshi Banerjee*

**Rajarshi Banerjee**  
Director  
DIN- 05310850

*Snehansu Dutta*

**Snehansu Dutta**  
CFO & Company Secretary



Statement of Cash Flow for the year ended March 31, 2022

Particulars	₹ in lakhs	
	For the year ended March 31, 2022	For the year ended March 31, 2021
<b>Cash flow from operating activities</b>		
Profit before taxes	3,220.57	(27.21)
Adjustment for:		
Depreciation and amortisation expense	1,653.73	1,647.63
Interest income	(0.62)	(1.37)
Financial Guarantee Income	(15.81)	-
Provision for Doubtful debt	-	5.94
Advances/ debt written off	-	20.82
Loss/(Profit) on sale / disposal of Property, Plant and Equipment (net)	(0.15)	3.45
Reversal of Lease Liabilities	(732.05)	(665.50)
Finance costs	1,907.59	2,195.40
<b>Operating profit before working capital changes</b>	<b>6,033.26</b>	<b>3,179.16</b>
Adjustments for:		
(Increase) / Decrease in trade receivables	355.46	36.54
(Increase) / Decrease in Inventory	440.56	(1.53)
(Increase) / Decrease in non current and current financial assets	111.04	(55.83)
(Increase) / Decrease in non current and current non-financial assets	(139.10)	(155.22)
Increase / (Decrease) in trade payables and other non current and current financial liabilities	271.16	124.46
Increase / (Decrease) in non-current and current non-financial liabilities	165.71	125.09
Increase / (Decrease) in provisions	25.14	2.56
<b>Operating profit after working capital changes</b>	<b>7,263.23</b>	<b>3,255.23</b>
Income tax paid (net of refund)	(10.78)	323.23
<b>Net cash flow from operating activities</b>	<b>7,252.45</b>	<b>3,578.46</b>
<b>Cash flow from investing activities</b>		
Proceeds from property, plant & equipment discarded	0.17	37.81
Capital expenditure on property plant & equipment, investment property, intangible assets, including capital advances and capital liabilities	(56.91)	(203.56)
Interest Income received	0.62	40.04
Investment in Subsidiaries and Joint Venture	(2,350.41)	(583.09)
Investment Other Entities	(2,000.27)	-
<b>Net cash flow from Investing activities</b>	<b>(4,406.80)</b>	<b>(708.80)</b>
<b>Cash flows from financing activities</b>		
Repayment of long term borrowings	(2,712.98)	(1,828.43)
Finance costs paid	(791.89)	(1,045.45)
<b>Net cash flow from financing activities</b>	<b>(3,504.87)</b>	<b>(2,873.88)</b>
Net increase/ (decrease) in cash and cash equivalents	<b>(659.22)</b>	<b>(4.22)</b>
Cash and cash equivalents - opening balance (Refer below)	359.86	364.08
Cash and cash equivalents - closing balance (Refer below)	<b>(299.36)</b>	<b>359.86</b>

Particulars	₹ in lakhs	
	For the year ended March 31, 2022	For the year ended March 31, 2021
<b>Cash and cash equivalents comprise:</b>		
Balances with banks		
- In current accounts	0.18	357.47
Cheques, drafts on hand	0.92	0.00
Cash on hand	3.32	2.39
Bank Overdraft	(303.78)	-
<b>TOTAL</b>	<b>(299.36)</b>	<b>359.86</b>

Changes in Liability arising from Financing Activities

Particulars	₹ in lakhs			
	April 1, 2021	Cash Flow	Amortisation of Transaction cost	March 31, 2022
Non Current (Refer Note no. 18)	6,824.48	(3,064.63)	6.23	3,766.08
Current (Refer Note no. 22)	2,698.94	351.65	4.83	3,055.42

Notes :

- Cash flow statement has been prepared under the indirect method as given in the Indian Accounting Standard (Ind AS 7) on the cash flow statement
- Additions to the property, plant and equipment and intangible assets include movements of capital work in progress.
- During the current year, the Company has provided financial guarantee which has been shown as deemed Investment. This, being a non-cash transaction, has not been disclosed in the Statement of Cash Flow


Notes 1-51 form an integral part of the financial statements

In terms of our report attached.

For Deloitte Haskins & Sells LLP

Chartered Accountants

Firm Registration Number: 117366W/W-100018


  
Abhijit Bandyopadhyay  
Partner


Kolkata

Date: 10th May, 2022



For and on behalf of the Board of Directors

  
Mukesh Kumar  
Managing Director  
DIN- 08365169

  
Rajarshi Banerjee  
Director  
DIN- 05310850

  
Snehasu Dutta  
CFO & Company Secretary



**Statement of changes in equity for the year ended March 31, 2022**

**a. Equity share capital**

Particulars	₹ in lakhs	
	As at March 31, 2022	As at March 31, 2021
Balance at the beginning of the current reporting period	26,252.00	26,252.00
Changes in Equity Share Capital due to prior period errors	-	-
<b>Restated balance at the beginning of the current reporting period</b>	<b>26,252.00</b>	<b>26,252.00</b>
Changes in equity share capital during the current year	-	-
<b>Balance at the end of the current reporting period</b>	<b>26,252.00</b>	<b>26,252.00</b>

**b. Other equity**

**For the year ended March 31, 2022**

Particulars	₹ in lakhs	
	Retained earnings	Total
<b>Balance as at April 01, 2021</b>	<b>1,898.87</b>	<b>1,898.87</b>
Changes in accounting policy or prior period item	-	-
<b>Restated balance at the beginning of the current reporting period</b>	<b>1,898.87</b>	<b>1,898.87</b>
Profit for the period	2,409.00	2,409.00
Other comprehensive income/ (expense) for the period	(1.72)	(1.72)
<b>Total comprehensive income for the period</b>	<b>2,407.28</b>	<b>2,407.28</b>
<b>Balance as at March 31, 2022</b>	<b>4,306.15</b>	<b>4,306.15</b>

**For the year ended March 31, 2021**

Particulars	₹ in lakhs	
	Retained earnings	Total
<b>Balance as at April 01, 2020</b>	<b>1,429.25</b>	<b>1,429.25</b>
Changes in accounting policy or prior period item	-	-
<b>Restated balance at the beginning of the current reporting period</b>	<b>1,429.25</b>	<b>1,429.25</b>
Profit for the year	468.90	468.90
Other comprehensive income/ (expense) for the year	0.72	0.72
<b>Total comprehensive income for the year</b>	<b>469.62</b>	<b>469.62</b>
<b>Balance as at March 31, 2021</b>	<b>1,898.87</b>	<b>1,898.87</b>

**Notes 1-51 form an integral part of the financial statements**

In terms of our report attached,

**For Deloitte Haskins & Sells LLP**

Chartered Accountants

Firm Registration Number: 117366W/W-100018

**Abhijit Bandyopadhyay**

Partner

Kolkata

Date:

10th May, 2022



For and on behalf of the Board of Directors

**Mukesh Kumar**  
Managing Director  
DIN- 08365169

**Rajarshi Banerjee**  
Director  
DIN- 05310850

**Snehansu Dutta**  
CFO & Company Secretary



**Notes forming part of financial statements**

**1A Corporate information**

Quest Properties India Limited is a company limited by shares, incorporated and domiciled in India. The Company is engaged in the business of development and operation of mall and other real estate properties. The Company owns and operates Quest Mall in Kolkata. The Company is also involved in property development in the residential sector.

The financial statements as at March 31, 2022 present the financial position of the Company.

**1B Summary of significant accounting policies**

**Basis of preparation**

**i) Statement of compliance**

These financial statements have been prepared to comply in all material aspects with Indian Accounting Standards ("Ind AS") notified under the Companies (Indian Accounting Standards) Rules, 2015 and Companies (Indian Accounting Standards) Amendment Rules, 2016 notified under Section 133 of the Companies Act, 2013 and other provisions of the Companies Act, 2013 to the extent applicable.

**ii) Basis of measurement**

The financial statements have been prepared under the historical cost convention with the exception of certain assets and liabilities that are required to be carried at fair values by Ind AS.

Fair value is the price that would be received to sell an asset or paid to transfer a liability in an orderly transaction between market participants at the measurement date.

**iii) Use of estimates and critical accounting judgements**

In preparation of the financial statements, the Company makes judgements, estimates and assumptions about the carrying values of assets and liabilities that are not readily apparent from other sources. The estimates and the associated assumptions are based on historical experience and other factors that are considered to be relevant. Actual results may differ from these estimates.

The estimates and the underlying assumptions are reviewed on an ongoing basis. Revisions to accounting estimates are recognised in the period in which the estimate is revised and future periods affected.

Significant judgements and estimates relating to the carrying values of assets and liabilities include useful lives of property, plant and equipment and intangible assets, impairment of property, plant and equipment, intangible assets and investments, provision for employee benefits and other provisions, recoverability of deferred tax assets, commitments and contingencies.

**iv) Operating Cycle**

Operating cycle is determined for the ongoing project based on the time taken between the acquisition of assets for processing and their realisation in cash or cash equivalents, which is two to four years. In all other cases it has been considered to have a duration of 12 months.

**1C.1 Property, plant and equipment**

**i) Recognition and measurement**

a) Property, plant and equipment are stated at acquisition cost, net of accumulated depreciation and accumulated impairment losses, if any. The cost comprises of purchase cost, borrowing costs if capitalisation criteria are met and other directly attributable cost of bringing the assets to its working condition for intended use. The cost also comprises of exchange differences arising on translation /settlement of long term foreign currency monetary items pertaining to acquisition of such depreciable assets. Any trade discounts and rebates are deducted in arriving at the purchase price. The residual values, useful life & method of depreciation are reviewed at each financial year end and adjusted prospectively.

b) Subsequent expenditure related to an item of Property, Plant and Equipment is added to its carrying amount only if it increases the future benefits from the existing assets beyond its previously assessed standard of performance.

c) Capital work in progress is stated at cost, (including borrowing cost, where applicable and adjustment for



exchange difference) incurred during construction/installation period relating to items or projects in progress.

d) Losses arising from the retirement of and gains or losses arising from disposal of property, plant and equipment which are carried at cost are recognised in the Statement of profit and loss.

## **ii) Depreciation**

Depreciation on items of plant, property and equipment is provided on straight line method based on the useful life as prescribed under Schedule II of the Companies Act, 2013. In case of Property, Plant and Equipment which are added/ disposed off during the year, depreciation is provided on pro-rata basis with reference to the date of addition/ deletion. Leasehold land is amortized over the unexpired period of the lease.

The Company has used the following useful life to provide depreciation on its Property, Plant and Equipment:

Building	- 10-60 years
Plant & Equipment:	
-Solar Plant	- 25 years
-Thermal Imager	- 5 years
-Others	- 10- 15 years
Furniture & Fixture	- 10 years
Vehicles	- 8 years
Office Equipment	- 5 years
Computer	- 3 years

## **1C.2 Investment properties**

Investment properties are properties held to earn rentals and/or for capital appreciation. Investment properties are measured initially at cost, including transaction costs. Subsequent to initial recognition, investment properties are measured in accordance with Ind AS 16 requirements for cost model. An investment property is derecognised upon disposal or when the investment property is permanently withdrawn from use and no future economic benefits are expected from the disposal. Any gain or loss arising thereon (calculated as the difference between the net disposal proceeds and the carrying amount of the asset) is included in profit or loss in the period in which the property is derecognised.

## **1C.3 Intangible assets**

Intangible assets comprising of computer software expected to provide future economic benefits are stated at cost of acquisition/ implementation/ development less accumulated amortization.

## **Amortization**

Cost of intangibles including related expenditures are amortised in three years on straight line basis.

## **1C.4 Impairment**

Property, plant and equipment are tested for impairment whenever events or changes in circumstances indicate that the carrying amount may not be recoverable. An impairment loss is recognised for the amount by which the asset's carrying amount exceeds its recoverable amount. The recoverable amount is the higher of an asset's fair value less costs of disposal and value in use. For the purposes of assessing impairment, assets are grouped at the lowest levels for which there are separately identifiable cash inflows which are largely independent of the cash inflows from other assets or groups of assets (cash-generating units). Non-financial assets that suffered an impairment are reviewed for possible reversal of the impairment at the end of each reporting period.

## **1C.5 Financial instruments**

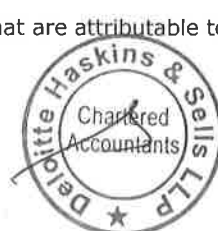
A financial instrument is a contract that gives rise to a financial asset of one entity and a financial liability or equity of another entity.

The effective interest method is a method of calculating the amortised cost of a financial instrument and of allocating interest income or expense over the relevant period. The effective interest rate is the rate that exactly discounts future cash receipts or payments through the expected life of the financial instrument, or where appropriate, a shorter period.

### **1C.5.1 Financial asset**

#### **i) Initial measurement**

All financial assets are recognised initially at fair value. Transaction costs that are attributable to the acquisition





of the financial asset (other than financial assets recorded at fair value through profit or loss) are included in the fair value of the financial assets. Purchase or sales of financial assets that require delivery of assets within a time frame established by regulation or convention in the market place (regular way trade) are recognised on trade date. Financials assets of the Company include investments in equity shares of subsidiary, trade and other receivables, loans and advances to employees etc.

## **ii) Classification and subsequent measurement**

For the purpose of subsequent measurement, financial assets of the Company are classified in the following categories:

- 1) financial assets measured at amortised cost and
- 2) financial assets measured at fair value through profit and loss

The classification of financial assets depends on the objective of the business model. Management determines the classification of its financial assets at initial recognition.

### **Financial instruments measured at amortised cost:**

A financial instrument is measured at amortised cost if both the following conditions are met:

- (a) The asset is held within a business model whose objective is to hold assets for collecting contractual cash flows, and
- (b) Contractual terms of the asset give rise on specified dates to cash flows that are solely payments of principal and interest (SPPI) on the principal amount outstanding.

This category is the most relevant to the Company. After initial measurement, such financial assets are subsequently measured at amortised cost using the effective interest rate (EIR) method. Amortised cost is calculated by taking into account any discount or premium on acquisition and fees or costs that are an integral part of the EIR. The EIR amortisation is included in finance income in the profit or loss. The losses arising from impairment are recognised in the profit or loss. This category generally applies to trade and other receivables, bank deposits, security deposits, cash and cash equivalents, employee and other advances.

### **Financial instruments measured at fair value through profit and loss**

Fair value through profit and loss is the residual category. Any financial instrument which does not meet the criteria for categorization as at amortized cost or fair value through other comprehensive income is classified at FVTPL.

Financial instruments included within FVTPL category are measured initially as well as at each reporting period at fair value plus transaction costs. Fair value movements are recorded in statement of profit and loss.

## **1C.5.2 Investments**

Investment in subsidiaries and joint ventures are carried at cost or at deemed cost as considered on the date of transition to IndAS less provision for impairment loss, if any. Investments are tested for impairment whenever events or changes in circumstances indicate that the carrying amount may not be recoverable. An impairment loss is recognized for the amount by which the asset's carrying amount exceeds its recoverable amount.

Equity investments in scope of Ind AS 109 are measured at fair value. At initial recognition, the Company makes an irrevocable election to present in other comprehensive income subsequent changes in the fair value. If the Company decides to classify an equity instrument as at fair value through other comprehensive income (FVTOCI), then all fair value changes on the instrument, excluding dividends, are recognized in the other comprehensive income (OCI).

## **1C.5.3 Trade receivables**

The company classifies the right to consideration in exchange for deliverables as either a receivable or as unbilled revenue.

A receivable is a right to consideration that is unconditional upon passage of time. Revenue for time and material contracts are recognized as related services are performed.

Revenue recognition for fixed price development contracts is based on percentage of completion method. Invoicing to the clients is based on milestones as defined in the contract. This would result in the timing of revenue recognition being different from the timing of billing the customers. Unbilled revenue for fixed price development contracts is classified as non financial asset as the contractual right to consideration is dependent on completion of contractual milestones. Invoicing in excess of earnings is classified as unearned revenue.

Trade receivables are recognised initially at fair value and subsequently measured at amortised cost using the effective interest rate method, less provision for impairment (if any).



#### **1C.5.4 Cash and cash equivalents**

Cash and cash equivalents in the Balance Sheet comprise cash at banks and on hand and short-term deposits with a maturity of three months or less, which are subject to an insignificant risk of changes in value. For the purposes of the cash flow statement, cash and cash equivalents include cash on hand, in banks and demand deposits with banks, net of outstanding bank overdrafts that are repayable on demand, book overdraft and are considered part of the Company's cash management system.

#### **1C.5.5 Other bank balances**

Other bank balances include deposits with maturity less than twelve months but greater than three months and balances and deposits with banks that are restricted for withdrawal and usage.

#### **1C.5.6 Impairment of financial assets**

In accordance with Ind AS 109, the Company applies expected credit loss (ECL) model for measurement and recognition of impairment loss trade receivables (if any).

#### **1C.5.7 De-recognition of financial assets**

The Company de-recognises a financial asset only when the contractual rights to the cash flows from the asset expire, or it transfers the financial asset and substantially all risks and rewards of ownership of the asset to another entity. If the Company neither transfers nor retains substantially all the risks and rewards of ownership and continues to control the transferred asset, the Company recognises its retained interest in the assets and an associated liability for amounts it may have to pay.

If the Company retains substantially all the risks and rewards of ownership of a transferred financial asset, the Company continues to recognise the financial asset and also recognises a collateralised borrowing for the proceeds received.

#### **1C.5.8 Financial liability**

##### **i) Initial measurement**

All financial liabilities are recognised initially at fair value net of directly attributable transaction costs. The Company's financial liabilities include loans and borrowings, trade and other payables etc.

##### **ii) Classification and subsequent measurement**

For the purpose of subsequent measurement, financial instruments of the Company are classified in the following categories:

- 1) financial liabilities measured at amortised cost; and
- 2) financial liabilities measured at fair value through profit and loss (FVTPL)

##### **Financial liabilities at amortised cost:**

Financial liabilities at amortised cost represented by trade and other payables are initially recognized at fair value, and subsequently carried at amortized cost using the effective interest method.

##### **Financial liabilities at FVTPL**

Financial liabilities at FVTPL represented by contingent consideration are measured at fair value with all changes recognised in the Statement of profit and loss.

#### **1C.5.9 Loans and borrowings**

Loans and borrowings are initially recognised at fair value net of transaction costs incurred. Subsequently, these are measured at amortised cost using the effective interest rate ('EIR') method. Amortised cost is calculated by taking into account any discount or premium on acquisition and fees or costs that are an integral part of the EIR. The EIR amortisation is included as finance costs in the Statement of profit and loss.

#### **1C.5.10 Trade and other payables**

These amounts represent liabilities for goods and services provided to the Company prior to the end of the financial year which are unpaid. The amounts are unsecured and are usually paid within 30 days of recognition. Trade and other payables are presented as current liabilities unless payment is not due within 12 months after the reporting period. They are recognised initially at their fair value and subsequently measured at amortized cost using the EIR model.



#### **1C.5.11 De-recognition of financial liabilities**

The Company de-recognises financial liabilities when, and only when, the Company's obligations are discharged, cancelled or they expire.

#### **1C.5.12 Offsetting financial instruments**

Financial assets and liabilities are offset and the net amount is reported in the Balance Sheet where there is a legally enforceable right to offset the recognised amounts and there is an intention to settle on a net basis or realise the asset and settle the liability simultaneously. The legally enforceable right must not be contingent on future events and must be enforceable in the normal course of business and in the event of default, insolvency or bankruptcy of the Company or the counterparty.

### **1C.6 Leases**

#### **As a lessee**

The Company's lease asset classes primarily consist of leases for land and building. The Company assesses whether a contract contains a lease, at inception of a contract. A contract is, or contains, a lease if the contract conveys the right to control the use of an identified asset for a period of time in exchange for consideration. To assess whether a contract conveys the right to control the use of an identified asset, the Company assesses whether: (i) the contract involves the use of an identified asset, (ii) the Company has substantially all of the economic benefits from use of the asset through the period of the lease and (iii) the Company has the right to direct the use of the asset.

At the date of commencement of the lease, the Company recognizes a right-of-use asset ("ROU") and a corresponding lease liability for all lease arrangements in which it is a lessee, except for leases with a term of twelve months or less (short-term leases) and low value leases. For these short-term and low value leases, the Company recognizes the lease payments as an operating expense on a straight-line basis over the term of the lease.

Certain lease arrangements includes the options to extend or terminate the lease before the end of the lease term. ROU assets and lease liabilities includes these options when it is reasonably certain that they will be exercised.

The ROU assets are initially recognized at cost, which comprises the initial amount of the lease liability adjusted for any lease payments made at or prior to the commencement date of the lease plus any initial direct costs less any lease incentives. They are subsequently measured at cost less accumulated depreciation and impairment losses.

ROU assets are depreciated from the commencement date on a straight-line basis over the shorter of the lease term and useful life of the underlying asset. ROU assets are evaluated for recoverability whenever events or changes in circumstances indicate that their carrying amounts may not be recoverable. For the purpose of impairment testing, the recoverable amount (i.e. the higher of the fair value less cost to sell and the value-in-use) is determined on an individual asset basis unless the asset does not generate cash flows that are largely independent of those from other assets. In such cases, the recoverable amount is determined for the Cash Generating Unit (CGU) to which the asset belongs.

The lease liability is initially measured at amortized cost at the present value of the future lease payments. The lease payments are discounted using the interest rate implicit in the lease or, if not readily determinable, using the incremental borrowing rates in the country of domicile of these leases. Lease liabilities are remeasured with a corresponding adjustment to the related ROU asset if the Company changes its assessment of whether it will exercise an extension or a termination option.

Lease liability and ROU asset have been separately presented in the Balance Sheet and lease payments have been classified as financing cash flows.

#### **As a lessor**

Leases for which the Company is a lessor is classified as a finance or operating lease. Whenever the terms of the lease transfer substantially all the risks and rewards of ownership to the lessee, the contract is classified as a finance lease. All other leases are classified as operating leases.

For operating leases, rental income is recognized on a straight-line basis over the term of the relevant lease.



### **1C.7 Inventories**

Inventories of stores and spares and fuel relating to mall operations are valued at lower of cost and net realizable value. Cost is calculated on weighted average basis and comprises expenditure incurred in the normal course of business in bringing such inventories to their location and condition. Net realizable value is the estimated selling price in the ordinary course of business less the estimated costs of completion and the estimated costs necessary to make the sale. Obsolete, slow moving and defective inventories are identified at the time of physical verification of inventories and where necessary adjustment is made for such items.

Inventory related to development of real estate project undertaken have been reported under Work-in Progress. Direct expenditure incurred relating to construction activity is inventorised. Other expenditure incurred during the construction period is inventorised to the extent the expense is directly attributable to complete the project. Land purchased and held for future development and cost incurred on construction projects where the revenue is yet to be recognised are also included herein.

### **1C.8 Taxes**

Income tax expense comprises current and deferred tax. Current tax expense is recognised in profit or loss except to the extent that it relates to items recognised directly in other comprehensive income or equity, in which case, it is recognised in other comprehensive income or equity.

Current tax is the expected tax payable on the taxable income for the year, using tax rates enacted or substantively enacted at the reporting date, and any adjustment to tax payable in respect of previous years. Current income taxes are recognized under "income tax payable" net of payments on account, or under "tax receivables" where there is a credit balance.

Deferred tax is recognised using the Balance Sheet method, providing for temporary differences between the carrying amounts of assets and liabilities for financial reporting purposes and the amounts used for taxation purposes. Deferred tax is measured at the tax rates that are expected to be applied to temporary differences when they reverse, based on the laws that have been enacted or substantively enacted by the reporting date. Deferred tax assets and liabilities are offset if there is a legally enforceable right to offset current tax liabilities and assets, and they relate to income taxes levied by the same tax authority on the same taxable entity, or on different tax entities, but they intend to settle current tax liabilities and assets on a net basis or their tax assets and liabilities will be realised simultaneously.

Deferred tax is recognised in profit or loss except to the extent that it relates to items recognised directly in other comprehensive income or equity, in which case, it is recognised in other comprehensive income or equity.

A deferred tax asset is recognised to the extent that it is probable that future taxable profits will be available against which the temporary difference can be utilised. Deferred tax assets are reviewed at each reporting date and are reduced to the extent that it is no longer probable that the related tax benefit will be realised.

### **1C.9 Employee benefits**

The Company participates in various employee benefit plans. Post-employment benefits are classified as either defined contribution plans or defined benefit plans. Under a defined contribution plan, the Company's only obligation is to pay a fixed amount with no obligation to pay further contributions if the fund does not hold sufficient assets to pay all employee benefits. The related actuarial and investment risks fall on the employee. The expenditure for defined contribution plans is recognized as expense during the period when the employee provides service. Under a defined benefit plan, it is the Company's obligation to provide agreed benefits to the employees. The related actuarial and investment risks fall on the Company.

Contribution to Provident fund is accounted for on accrual basis and are made to the fund maintained with the Regional Provident Fund Commissioner, West Bengal. Provision for gratuity liability and leave encashment liability, which are unfunded, are made on the basis of actuarial valuation done at the end of the year by an independent actuary.

Actuarial gains or losses are recognized in other comprehensive income. Net interest recognized in profit or loss is calculated by applying the discount rate used to measure the defined benefit obligation to the net defined benefit liability or asset.

Remeasurements comprising actuarial gains or losses are not reclassified to profit or loss in subsequent periods.

### **1C.10 Provisions and contingent liabilities**

Provisions are recognized when the Company has a present obligation (legal or constructive) as a result of a past event, it is probable that an outflow of economic benefits will be required to settle the obligation, and a reliable estimate can be made of the amount of the obligation.



The amount recognized as a provision is the best estimate of the consideration required to settle the present obligation at the end of the reporting period, taking into account the risks and uncertainties surrounding the obligation.

When some or all of the economic benefits required to settle a provision are expected to be recovered from a third party, the receivable is recognized as an asset, if it is virtually certain that reimbursement will be received and the amount of the receivable can be measured reliably.

Contingent liabilities are possible obligations that arise from past events and whose existence will only be confirmed by the occurrence or non-occurrence of one or more future events not wholly within the control of the Company. Where it is not probable that an outflow of economic benefits will be required, or the amount cannot be estimated reliably, the obligation is disclosed as a contingent liability, unless the probability of outflow of economic benefits is remote. Contingent liabilities are disclosed on the basis of judgment of the management/independent experts. These are reviewed at each Balance Sheet date and are adjusted to reflect the current management estimate.

### **1C.11 Revenue recognition**

The Company earns revenue primarily from rental income arising from let out of mall properties. The Company also generates revenue from property development in residential sector.

Revenue is recognised upon transfer of control of promised products or services to customers in an amount that reflects the consideration which the Company expects to receive in exchange for those products or services.

In respect of fixed-price contracts, the Company is contractually restricted from redirecting the properties to another customer and has an enforceable right to payment for work done. Revenue is recognised using percentage-of-completion method ('POC method') of accounting with contract cost incurred determining the degree of completion of the performance obligation. When there is uncertainty as to measurement or ultimate collectability, revenue recognition is postponed until such uncertainty is resolved. Efforts or costs expended have been used to measure progress towards completion as there is a direct relationship between input and productivity.

Revenue from the rental income arising from let out of mall properties is recognised based on time elapsed mode and revenue is straight lined over the non-cancellable lease term.

Revenue is measured based on the transaction price, which is the consideration, adjusted for rental concessions and incentives, if any, as specified in the contract with the customer. Revenue also excludes taxes collected from customers.

Contract assets are recognised when there is excess of revenue earned over billings on contracts. Contract assets are classified as unbilled receivables (only act of invoicing is pending) when there is unconditional right to receive cash, and only passage of time is required, as per contractual terms.

Unearned and deferred revenue ("contract liability") is recognised when there are billings in excess of revenues.

The Company presents revenues net of indirect taxes in its statement of Profit and loss.

### **1C.12 Other income**


#### **Interest income**

For all debt instruments measured either at amortised cost or at fair value through other comprehensive income, interest income is recorded using the effective interest rate (EIR). EIR is the rate that exactly discounts the estimated future cash payments or receipts over the expected life of the financial instrument or a shorter period, where appropriate, to the gross carrying amount of the financial asset or to the amortised cost of a financial liability.

### **1C.13 Borrowing cost**

Borrowing costs that are directly attributable to the acquisition, construction or erection of qualifying assets are capitalised as part of cost of such asset until such time that the assets are substantially ready for their intended use. Qualifying assets are assets which take a substantial period of time to get ready for their intended use or sale.

When the Company borrows funds specifically for the purpose of obtaining a qualifying asset, the borrowing costs incurred are capitalized. When Company borrows funds generally and uses them for the purpose of obtaining a qualifying asset, the capitalization of the borrowing costs is computed based on the weighted average cost of general borrowing that are outstanding during the period and used for the acquisition of the qualifying asset.





Capitalisation of borrowing costs ceases when substantially all the activities necessary to prepare the qualifying assets for their intended uses are complete. Borrowing costs consist of interest and other costs that an entity incurs in connection with the borrowing of funds. Borrowing costs include exchange differences arising from foreign currency borrowings to the extent that they are regarded as an adjustment to interest costs. All other borrowing costs are recognised as an expense in the year in which they are incurred.

#### **1C.14 Earnings per share**

Basic EPS amounts are calculated by dividing the profit for the year attributable to equity holders of the Company by the weighted average number of Equity shares outstanding during the year.

Diluted EPS amounts are calculated by dividing the profit attributable to equity holders of the Company by the weighted average number of Equity shares outstanding during the year plus the weighted average number of Equity shares that would be issued on conversion of all the dilutive potential Equity shares into Equity shares.

#### **1C.15 Foreign currency transactions:**

The financial statements of the Company are presented in Indian rupees (INR), which is the functional currency of the Company and the presentation currency for the financial statements.

Transactions in foreign currency are accounted for at the exchange rate prevailing on the date of transactions. Transactions remaining unsettled are translated at the exchange rate prevailing at the end of the financial year. Exchange gain or loss arising on settlement/ translation is recognized in the Statement of profit and loss.

#### **1C.16 Recent pronouncements**

Ministry of Corporate Affairs ("MCA") notifies new standard or amendments to the existing standards under Companies (Indian Accounting Standards) Rules as issued from time to time. On March 23, 2022, MCA amended the Companies (Indian Accounting Standards) Amendment Rules, 2022, applicable from April 1, 2022, as below:

- Ind AS 103 – Reference to Conceptual Framework
- Ind AS 16 – Proceeds before intended use
- Ind AS 37 – Onerous Contracts - Costs of Fulfilling a Contract
- Ind AS 109 – Financial Instruments
- Ind AS 106 – Exploration for and Evaluation of Mineral Resources

The Company, is in the process of assessing the applicability and possible impact of the above amendments, wherever applicable.



Notes forming part of the financial statements

2. Property, plant and equipment, Right of Use of Assets and Capital work in progress


Particulars	As at March 31, 2022	As at March 31, 2021
<b>Carrying amounts of :</b>		
Buildings	29,726.25	30,278.06
Plant and equipment	3,894.28	4,352.15
Furniture and fixtures	180.95	203.42
Vehicles	31.92	38.98
Office equipment	38.58	47.75
Computers	7.21	8.02
<b>TOTAL OF PROPERTY, PLANT AND EQUIPMENT</b>	<b>33,879.19</b>	<b>34,928.38</b>
ROU Asset	4,684.45	5,123.62
Capital work in progress	-	17.61

Particulars	Buildings	Plant and equipment	Furniture and fixtures	Vehicles	Office equipment	Computers	ROU Asset	Capital work in progress	Total
<b>Gross carrying amount</b>									
<b>At March 31, 2020</b>	<b>33,455.90</b>	<b>7,253.58</b>	<b>295.75</b>	<b>66.37</b>	<b>99.22</b>	<b>57.28</b>	<b>6,001.96</b>	<b>16.57</b>	<b>47,246.63</b>
Additions	54.33	50.94	2.71	-	14.83	2.67	-	63.72	189.20
Disposals	21.08	38.71	-	-	-	-	-	62.68	122.47
<b>At March 31, 2021</b>	<b>33,489.15</b>	<b>7,265.81</b>	<b>298.46</b>	<b>66.37</b>	<b>114.05</b>	<b>59.95</b>	<b>6,001.96</b>	<b>17.61</b>	<b>47,313.36</b>
Additions	3.52	48.14	6.86	-	7.51	5.64	-	47.74	119.41
Disposals	-	-	-	-	-	0.64	-	65.35	65.99
<b>At March 31, 2022</b>	<b>33,492.67</b>	<b>7,313.95</b>	<b>305.32</b>	<b>66.37</b>	<b>121.56</b>	<b>64.95</b>	<b>6,001.96</b>	-	<b>47,366.78</b>
<b>Accumulated depreciation</b>									
<b>At March 31, 2020</b>	<b>2,659.15</b>	<b>2,427.42</b>	<b>65.78</b>	<b>19.95</b>	<b>49.67</b>	<b>45.44</b>	<b>439.17</b>	-	<b>5,706.58</b>
Depreciation expense	554.14	502.57	29.26	7.44	16.63	6.49	439.17	-	1,555.70
Disposals	2.20	16.33	-	-	-	-	-	-	18.53
<b>At March 31, 2021</b>	<b>3,211.09</b>	<b>2,913.66</b>	<b>95.04</b>	<b>27.39</b>	<b>66.30</b>	<b>51.93</b>	<b>878.34</b>	-	<b>7,243.75</b>
Depreciation expense	555.33	506.01	29.33	7.06	16.68	6.43	439.17	-	1,560.01
Disposals	-	-	-	-	-	0.62	-	-	0.62
<b>At March 31, 2022</b>	<b>3,766.42</b>	<b>3,419.67</b>	<b>124.37</b>	<b>34.45</b>	<b>82.98</b>	<b>57.74</b>	<b>1,317.51</b>	-	<b>8,803.14</b>
<b>Net carrying amount</b>									
<b>At March 31, 2021</b>	<b>30,278.06</b>	<b>4,352.15</b>	<b>203.42</b>	<b>38.98</b>	<b>47.75</b>	<b>8.02</b>	<b>5,123.62</b>	<b>17.61</b>	<b>40,069.61</b>
<b>At March 31, 2022</b>	<b>29,726.25</b>	<b>3,894.28</b>	<b>180.95</b>	<b>31.92</b>	<b>38.58</b>	<b>7.21</b>	<b>4,684.45</b>	-	<b>38,563.64</b>

a) Refer Note no. 37 for disclosure on contractual commitments for acquisition of property, plant and equipment.

b) Refer Note no. 41 for the existence and amounts of restrictions on title, property, plant and equipment pledged as security for liabilities.

c) All title deeds for the immovable property are in the name of the Company



Notes forming part of the financial statements

d) CWIP Ageing schedule

As at March 31, 2022			₹ in lakhs
Particulars	Projects in progress	Projects temporarily suspended	Total
Amount in CWIP for a period of			
Less than 1 year	-	-	-
1-2 years	-	-	-
2-3 years	-	-	-
More than 3 years	-	-	-
<b>Total</b>	-	-	-

As at March 31, 2021			₹ in lakhs
Particulars	Projects in progress	Projects temporarily suspended	Total
Amount in CWIP for a period of			
Less than 1 year	1.05	-	1.05
1-2 years	-	-	-
2-3 years	-	-	-
More than 3 years	16.56	-	16.56
<b>Total</b>	<b>17.61</b>	-	<b>17.61</b>

3 Investment property

₹ in lakhs		
Particulars	As at March 31, 2022	As at March 31, 2021
Carrying amount of:		
Building	5,307.92	5,398.73
<b>TOTAL</b>	<b>5,307.92</b>	<b>5,398.73</b>

₹ in lakhs		
Particulars	Building	Total
<b>Gross carrying amount</b>		
At March 31, 2020	5,734.59	5,734.59
Additions	-	-
At March 31, 2021	5,734.59	5,734.59
Additions	-	-
At March 31, 2022	5,734.59	5,734.59
<b>Accumulated depreciation</b>		
At March 31, 2020	245.05	245.05
Depreciation expenses	90.81	90.81
At March 31, 2021	335.86	335.86
Depreciation expenses	90.81	90.81
At March 31, 2022	426.67	426.67
<b>Net carrying amount</b>		
At March 31, 2021	5,398.73	5,398.73
At March 31, 2022	5,307.92	5,307.92

Notes:

3.1 The Company has identified its building located in Godrej BKC (Mumbai) as investment property. The fair value of such property at Mumbai has been derived using the market comparable rate of the surrounding area as at March 31, 2022 on the basis of a valuation carried out as on the respective date by an Independent valuer not related to the Company. The independent valuer is Government registered valuer and as defined under rule 2 of Companies (Registered Valuers and Valuation) Rules, 2017 and have appropriate qualifications and experience in the valuation of properties.

Details of the Company's investment property and information about the fair value hierarchy are as follows:

₹ in lakhs			
Particulars	Level of hierarchy for valuation	Fair value as at March 31, 2022	Fair value as at March 31, 2021
Commercial units located in			
a) India - Mumbai	Level 2	6,760.00	6,286.00

Details of direct operating expenses arising from Investment property.

₹ in lakhs		
Particulars	For the year ended March 31, 2022	For the year ended March 31, 2021
Direct operating expenses arising from Investment property that generated rental income during the year.	-	-
Direct operating expenses arising from Investment property that did not generate rental income during the year.	59.94	58.81

4 Intangible assets

₹ in lakhs		
Particulars	As at March 31, 2022	As at March 31, 2021
Carrying amounts of:		
Computer software	6.63	7.36
<b>TOTAL</b>	<b>6.63</b>	<b>7.36</b>



Notes forming part of the financial statements

₹ in lakhs		
Particulars	Computer software	Total
<b>Gross carrying amount</b>		
As at March 31, 2020	40.55	40.55
Additions	5.59	5.59
Disposals		
As at March 31, 2021	46.14	46.14
Additions	2.18	2.18
Disposals		
As at March 31, 2022	48.32	48.32
<b>Accumulated amortization</b>		
As at March 31, 2020	37.66	37.66
Additions	1.12	1.12
Disposals		
As at March 31, 2021	38.78	38.78
Additions	2.91	2.91
Disposals		
As at March 31, 2022	41.69	41.69
<b>Net carrying amount</b>		
As at March 31, 2021	7.36	7.36
As at March 31, 2022	6.63	6.63

5. Investments

₹ in lakhs		
Particulars	As at March 31, 2022	As at March 31, 2021
<b>Non-current</b>		
<b>A. Investment in Subsidiary Companies, unquoted, fully paid up, carried at cost</b>		
<b>(i) in Equity Instruments</b>		
Metromark Green Commodities Private Ltd 36,70,000 equity shares of Rs. 10 each (March 31, 2021: 34,70,000 equity shares of Rs 10 each)	480.29	460.29
<b>(i) Other Investments</b>		
RP-SG Unique Advisory LLP -Towards Capital Contribution	393.52	270.10
<b>B. Investment in Joint Venture, unquoted, fully paid up, carried at cost*</b>		
<b>(i) in Equity Instruments</b>		
Investments In Alternative Investment Funds (AIF) Class A units of RPSG Venture Fund- Series I (7,183 units of Rs.1,00,000 each) (March 31, 2021 : 4,977 units of Rs.1,00,000 each)	7,183.03	4,977.00
<b>(i) Other Investment</b>		
RP-SG Ventures Advisory LLP -Towards Capital Contribution	0.96	-
<b>C. Investment in Other Entities, unquoted, fully paid up, carried at FVOCI</b>		
<b>(i) in Equity Instruments</b>		
Investment In Unlisted Company 1 Equity Share of face value of Rs.10 each (March 31, 2021 : Nil)	0.96	-
<b>(ii) in Compulsory Convertible Preference Share</b>		
Investment in Unlisted Company 6,242 Compulsory Convertible Preference Share of face value of Rs.10 each (March 31, 2021 : Nil)	1,999.31	-
<b>D. Deemed Investment - Guarantee (refer Note no. 46(b)(g))</b>		
Guarantee provided on behalf of fellow subsidiary Deemed Investment	82.64	-
<b>TOTAL</b>	<b>10,140.71</b>	<b>5,707.39</b>

₹ in lakhs		
Particulars	As at March 31, 2022	As at March 31, 2021
Aggregate amount of unquoted investments	10,140.71	5,707.39
Aggregate amount of impairment in value of investments	-	-

6. Loans

₹ in lakhs		
Particulars	As at March 31, 2022	As at March 31, 2021
Unsecured, considered good		
Loans to employees	6.04	8.84
<b>TOTAL</b>	<b>6.04</b>	<b>8.84</b>

7. Other financial assets

₹ in lakhs		
Particulars	As at March 31, 2022	As at March 31, 2021
Security deposits	28.64	29.83
<b>TOTAL</b>	<b>28.64</b>	<b>29.83</b>



Notes forming part of the financial statements

8. Non-current tax assets (net)

Particulars	₹ in lakhs	
	As at March 31, 2022	As at March 31, 2021
Advance taxes	1,296.20	1,285.42
Less : Current tax provision	-	-
<b>TOTAL</b>	<b>1,296.20</b>	<b>1,285.42</b>

9. Other non current assets

Particulars	₹ in lakhs	
	As at March 31, 2022	As at March 31, 2021
<b>Advances Other than Capital Advance</b>		
Maintenance deposit	8.83	8.83
<b>Others</b>		
Prepaid Expenses	23.85	27.45
Deferred rent	8.37	44.19
<b>TOTAL</b>	<b>41.05</b>	<b>80.47</b>

10 Inventories

Particulars	₹ in lakhs	
	As at March 31, 2022	As at March 31, 2021
Inventories (lower of cost and net realizable value):		
- Finished Goods	478.22	980.28
- Work In progress	1,722.18	1,647.28
- Stores and spares	30.62	44.02
<b>TOTAL</b>	<b>2,231.02</b>	<b>2,671.58</b>

The mode of valuation of inventories has been stated in note 1C.7

11 Trade receivables

Particulars	₹ in lakhs	
	As at March 31, 2022	As at March 31, 2021
Trade Receivables considered good- Secured	622.67	986.37
Trade Receivables considered good- Unsecured	121.88	113.64
Allowance for Losses	(18.77)	(18.77)
<b>TOTAL</b>	<b>725.78</b>	<b>1,081.24</b>

I. The average credit period on sales of goods or provision of services is 0-30 days. No interest is charged on any amount receivable from trade debtors even for the period beyond the credit period.

II. Movements in allowance for expected credit losses of receivables is as below:

Particulars	₹ in lakhs	
	As at March 31, 2022	As at March 31, 2021
<b>Balance at the beginning of the year</b>	<b>18.77</b>	<b>12.83</b>
Allowances made during the year	-	26.76
Bad debt written off	-	(20.82)
<b>Balance at the end of the year</b>	<b>18.77</b>	<b>18.77</b>

Out of the Trade receivables, Rs.329.83 lakhs (March 31, 2021:Rs.463.97 lakhs) is due from the Company's major customers i.e. having more than 5% of total outstanding trade receivables.

III. There are no outstanding debts due from directors or other officers of the company.

iv. Refer Note no. 41 for the existence and amounts of restrictions on trade receivables pledged as security for liabilities.

v. Trade receivable ageing schedule

As at March 31, 2022

Particulars	₹ in lakhs	
	Undisputed Trade receivables - considered good	Total
(I) Not Due	333.04	333.04
<b>(ii) Outstanding for following periods from due date of payment</b>		
Less than 6 Months	383.84	383.84
6 months- 1 year	-	-
1 - 2 years	9.63	9.63
2 - 3 years	17.89	17.89
More than 3 years	0.15	0.15
(iii) Less: Allowance for Losses	(18.77)	(18.77)
<b>TOTAL</b>	<b>725.78</b>	<b>725.78</b>

As at March 31, 2021

Particulars	₹ in lakhs	
	Undisputed Trade receivables - considered good	Total
(I) Not Due	389.68	389.68
<b>(ii) Outstanding for following periods from due date of payment</b>		
Less than 6 Months	654.21	654.21
6 months- 1 year	25.98	25.98
1 - 2 years	26.06	26.06
2 - 3 years	3.35	3.35
More than 3 years	0.73	0.73
(iii) Less: Allowance for Losses	(18.77)	(18.77)
<b>TOTAL</b>	<b>1,081.24</b>	<b>1,081.24</b>





Notes forming part of the financial statements

12 Cash and cash equivalents

Particulars	₹ in lakhs	
	As at March 31, 2022	As at March 31, 2021
Balances with banks		
- In current accounts	0.18	357.47
Cheques, drafts on hand	0.92	-
Cash on hand	3.32	2.39
<b>TOTAL</b>	<b>4.42</b>	<b>359.86</b>

13 Loans

Particulars	₹ in lakhs	
	As at March 31, 2022	As at March 31, 2021
Unsecured, considered good		
Loans to employees	2.80	2.80
<b>TOTAL</b>	<b>2.80</b>	<b>2.80</b>

14 Other financial assets

Particulars	₹ in lakhs	
	As at March 31, 2022	As at March 31, 2021
Due from related parties	48.59	51.04
Security deposits	10.00	10.00
Receivable towards claims and services rendered	114.93	220.43
Advance to employees	1.54	1.44
Other Receivables	23.04	22.24
<b>TOTAL</b>	<b>198.10</b>	<b>305.15</b>

15 Other current assets

Particulars	₹ in lakhs	
	As at March 31, 2022	As at March 31, 2021
Advances Other than Capital Advance		
- Advance to suppliers	10.29	14.68
Others		
- GST credit	639.01	460.10
- Unbilled revenue	11.14	10.72
- Prepaid expenses	84.72	73.56
- Deferred rent	25.28	32.86
<b>TOTAL</b>	<b>770.44</b>	<b>591.92</b>

16. Equity share capital

Particulars	₹ in lakhs	
	As at March 31, 2022	As at March 31, 2021
<b>Authorised</b>		
27,00,00,000 (March 31, 2021 : 27,00,00,000) shares of Rs 10 each fully paid up.	27,000.00	27,000.00
<b>TOTAL</b>	<b>27,000.00</b>	<b>27,000.00</b>
<b>Issued, subscribed and paid-up capital</b>		
26,25,20,000 shares of Rs 10 each fully paid up.	26,252.00	26,252.00
(March 31, 2021: 26,25,20,000 shares of Rs 10 each fully paid up.)		
<b>TOTAL</b>	<b>26,252.00</b>	<b>26,252.00</b>

b) Reconciliation of the number of equity shares outstanding at the beginning and at the end of the reporting period are as given below:

Particulars	As at March 31, 2022		As at March 31, 2021	
	No of shares	₹ in lakhs	No of shares	₹ in lakhs
Number of shares outstanding at the beginning of the year	26,25,20,000	26,252.00	26,25,20,000	26,252.00
Add: Shares Issued during the period	-	-	-	-
Number of shares outstanding at the end of the period	26,25,20,000	26,252.00	26,25,20,000	26,252.00

c) Terms/rights attached to equity shares

The company has only one class of equity shares having a par value of Rs.10 per share. Each shareholder is eligible for one vote per share held. In the event of liquidation of the company, the holders of equity shares will be entitled to receive the sales proceeds of the remaining assets of the company after distribution of all the preferential amounts. The distribution shall be in proportion to the number of equity shares held by the shareholders.

d) Shares of the company held by Promoters

Particulars	As at March 31, 2022		As at March 31, 2021		% Change during the year (*)
	Number of shares	%	Number of shares	%	
Name of the Promoter					
RPSG Ventures Limited (formerly known as CESC Ventures Limited)	26,25,20,000	100.0%	26,25,20,000	100.0%	0.0%

(\*) Percentage changed during the year has been computed basis the number of shares at the beginning of the year

e) Details of shareholders holding more than 5% shares in the Company

Particulars	As at March 31, 2022		As at March 31, 2021	
	Number of shares	%	Number of shares	%
Name of the shareholder				
RPSG Ventures Limited (formerly known as CESC Ventures Limited)	26,25,20,000	100.0%	26,25,20,000	100.0%



**Notes forming part of the financial statements**

- f) In the period of five years immediately preceding March 31, 2022, the Company has neither Issued bonus shares, bought back any equity shares nor has allotted any equity shares as fully paid up without payment being received in cash.

- g) There are no shares reserved for issue under options and contracts or commitments for the sale of shares or disinvestment

**17 Other equity**

Particulars	Note	₹ in lakhs	
		As at March 31, 2022	As at March 31, 2021
<b>Reserves and surplus</b>			
a) Retained earnings	17.1	4,306.15	1,898.87
<b>TOTAL</b>		<b>4,306.15</b>	<b>1,898.87</b>

**17.1 Retained earnings**

Particulars	₹ in lakhs	
	As at March 31, 2022	As at March 31, 2021
Balance at beginning of year	1,898.87	1,429.25
Profit for the year	2,409.00	468.90
<b>Items of other comprehensive income recognised directly in retained earnings</b>		
- Remeasurements of post employment benefit obligation, net of tax	(1.72)	0.72
<b>Balance at end of year</b>	<b>4,306.15</b>	<b>1,898.87</b>

Retained earnings represents the undistributed profits of the company. The amount that can be distributed by the company as dividends to its equity shareholders is determined on the basis of the balance of the retained earnings of the financial statements after considering the requirements of the Companies Act, 2013.

**18 Non Current Borrowings**

Particulars	₹ in lakhs	
	As at March 31, 2022	As at March 31, 2021
<b>Secured</b>		
Rupee term loans from banks	6,821.50	9,523.42
Less: Current maturity of long term borrowings (Refer Note no. 22)	(3,055.42)	(2,698.94)
<b>Non current borrowings (as per balance sheet)</b>	<b>3,766.08</b>	<b>6,824.48</b>

**18.1 Nature of security**

The above term loan is secured by way of hypothecation with an exclusive charge on all moveable fixed assets, current assets and scheduled receivables of the Company with respect to the Mall Project, both present and future, and also with equitable assignment of all rights under the Development Agreement executed with CESC Limited.

The carrying amount of financial and non-financial assets pledged as security for non current borrowings are disclosed in note no. 41

**18.2 Terms of repayment of rupee term loan is stated below:**

Particulars	Rate of interest (*)	Terms of repayment	₹ in lakhs	
			As at March 31, 2022	As at March 31, 2021
Rupee term loan from banks	8.50%	Monthly	6,821.50	-
Rupee term loan from banks	9.20%	Monthly	-	9,523.42

\*Interest rates on Rupee Term Loans from Banks are based on spread over lenders' benchmark rate

**18.3 The maturity profile of rupee term loan is as follows:**

Particulars	₹ in lakhs	
	As at March 31, 2022	As at March 31, 2021
Loan with residual maturity of upto 1 year	3,064.65	2,713.00
Loan with residual maturity between 1 to 3 years	3,769.88	6,526.53
Loan with residual maturity between 3 to 5 years	-	307.98
Less: Amortization of transaction cost	(13.03)	(24.09)
<b>TOTAL</b>	<b>6,821.50</b>	<b>9,523.42</b>

18.4 The Company has not defaulted in repayment of loan during the year and further there is no default in loan covenants.

**19.a. Lease Liabilities**

Particulars	₹ in lakhs	
	As at March 31, 2022	As at March 31, 2021
Lease Liability	10,506.42	10,902.39
<b>TOTAL</b>	<b>10,506.42</b>	<b>10,902.39</b>

**19.b. Other financial liabilities**

Particulars	₹ in lakhs	
	As at March 31, 2022	As at March 31, 2021
Security deposit from tenants	1,203.70	2,692.84
<b>TOTAL</b>	<b>1,203.70</b>	<b>2,692.84</b>

**20 Provisions**

Particulars	₹ in lakhs	
	As at March 31, 2022	As at March 31, 2021
<b>Provision for employee benefits</b>		
Provision for gratuity	89.06	73.16
Provision for leave encashment	83.63	73.68
<b>TOTAL</b>	<b>172.69</b>	<b>146.84</b>



Notes forming part of the financial statements

21 Other Non Current Liabilities

Particulars	₹ in lakhs	
	As at March 31, 2022	As at March 31, 2021
Advances		
Unearned rent	0.66	0.49
Others		
Financial Guarantee Obligation	54.94	-
<b>TOTAL</b>	<b>55.60</b>	<b>0.49</b>

22 Current Liabilities  
Borrowings

Particulars	₹ in lakhs	
	As at March 31, 2022	As at March 31, 2021
Current maturities of long-term borrowing (Refer Note: 18)	3,055.42	2,698.94
Bank Overdraft	303.78	-
<b>TOTAL</b>	<b>3,359.20</b>	<b>2,698.94</b>

22.1 Nature of security for Bank overdraft

Refer Note 18.1 for nature of security for Bank overdraft

22.2 Terms of repayment of working capital loan is stated below:

Particulars	Rate of interest (*)	₹ in lakhs	
		As at March 31, 2022	As at March 31, 2021
Bank overdraft from banks	8.45%	303.78	-

\*Interest rates on Bank overdraft from Banks is based on spread over lenders' benchmark rate

22(a) Lease Liabilities

Particulars	₹ in lakhs	
	As at March 31, 2022	As at March 31, 2021
Lease Liability - Current	395.97	358.58
<b>TOTAL</b>	<b>395.97</b>	<b>358.58</b>

23 Trade payables

Particulars	₹ in lakhs	
	As at March 31, 2022	As at March 31, 2021
Creditors for supplies and services		
(A) total Outstanding dues of micro enterprises and small enterprises (Refer Note: 39)	13.69	15.67
(B) total Outstanding dues of creditors other than micro enterprises and small enterprises	3,384.40	2,779.60
Creditors for accrued wages and salaries	598.40	411.31
<b>TOTAL</b>	<b>3,996.49</b>	<b>3,206.58</b>

There is no amount due to Micro and Small Enterprises as referred in the Micro, Small and Medium Enterprises Development Act, 2006 based on the Information available with the Company.

I. Trade payable ageing schedule

As at March 31, 2022

Particulars	₹ in lakhs		
	MSME	Others	Total
Not Due	13.69	800.42	814.11
(ii) Outstanding for following periods from due date of payment			
Less than 1 year	-	1,422.26	1,422.26
1 - 2 years	-	1,685.53	1,685.53
2 - 3 years	-	14.48	14.48
More than 3 years	-	60.11	60.11
<b>TOTAL</b>	<b>13.69</b>	<b>3,982.80</b>	<b>3,996.49</b>

As at March 31, 2021

Particulars	₹ in lakhs		
	MSME	Others	Total
Not Due	15.67	1,253.32	1,268.99
(ii) Outstanding for following periods from due date of payment			
Less than 1 year	-	1,743.50	1,743.50
1 - 2 years	-	41.85	41.85
2 - 3 years	-	103.01	103.01
More than 3 years	-	49.23	49.23
<b>TOTAL</b>	<b>15.67</b>	<b>3,190.91</b>	<b>3,206.58</b>

24 Other financial liabilities

Particulars	₹ in lakhs	
	As at March 31, 2022	As at March 31, 2021
Security deposit from tenants	2,359.41	655.16
Interest accrued	1.53	2.41
Capital Creditors	87.55	88.22
Other payables	0.19	2.00
<b>TOTAL</b>	<b>2,448.68</b>	<b>747.79</b>



Notes forming part of the financial statements

25 Other current liabilities

Particulars	₹ in lakhs	
	As at March 31, 2022	As at March 31, 2021
<b>Advances</b>		
Other advances		
- Construction project advance	170.50	63.79
- Advance from Customers	59.68	83.67
Unearned rent	4.61	10.49
<b>Others</b>		
Financial Guarantee Obligation	11.89	-
Statutory dues payable	752.12	636.62
Unspent CSR liability	8.72	35.52
<b>TOTAL</b>	<b>1,007.52</b>	<b>830.09</b>

26 Provisions

Particulars	₹ in lakhs	
	As at March 31, 2022	As at March 31, 2021
<b>Provision for employee benefits</b>		
Provision for gratuity	1.70	1.30
Provision for leave encashment	4.24	3.05
<b>TOTAL</b>	<b>5.94</b>	<b>4.35</b>

27 Revenue from operations

Particulars	₹ in lakhs	
	For the year ended March 31, 2022	For the year ended March 31, 2021
<b>Sale of products</b>		
Revenue from property development	597.00	81.18
Revenue from sale of art work / clothing and accessories	2.77	1.65
	<b>599.77</b>	<b>82.83</b>
<b>Sale of services</b>		
License fees	726.59	471.52
Equipment usage charges	3,481.22	2,156.32
Signage usage charges	2,178.28	1,399.38
Revenue share from occupants of the mall	1,070.36	829.78
Maintenance services	1,888.70	1,692.01
Car parking receipts	258.77	166.83
Event based fee	177.82	102.43
	<b>9,781.74</b>	<b>6,818.27</b>
<b>TOTAL</b>	<b>10,381.51</b>	<b>6,901.10</b>

Particulars	₹ in lakhs	
	For the year ended March 31, 2022	For the year ended March 31, 2021
<b>Revenue by Offerings:</b>		
- Revenue from Mall operations (Sale of Services)	9,781.74	6,818.27
- Sale of art work / clothing and accessories	2.77	1.65
<b>TOTAL</b>	<b>9,784.51</b>	<b>6,819.92</b>
<b>Revenue by Contract type :</b>		
- Fixed Price	597.00	81.18
<b>TOTAL</b>	<b>597.00</b>	<b>81.18</b>

28 Other income

Particulars	₹ in lakhs	
	For the year ended March 31, 2022	For the year ended March 31, 2021
<b>Interest income</b>		
From bank	0.62	-
Income tax refund	-	33.92
Others	-	1.37
Reversal of Lease Liability	732.05	665.50
Income from sale of scrap	0.34	1.12
Financial Guarantee Income	15.81	-
<b>TOTAL</b>	<b>748.82</b>	<b>701.91</b>

29 Changes in Inventories of Work In Progress

Particulars	₹ in lakhs	
	For the year ended March 31, 2022	For the year ended March 31, 2021
Opening Stock of Work In Progress	2,627.56	2,617.78
Less: Closing Stock of Work In Progress	2,200.40	2,627.56
<b>(Increase)/Decrease in Work in Progress</b>	<b>427.16</b>	<b>(9.78)</b>

30 Employee benefit expense

Particulars	₹ in lakhs	
	For the year ended March 31, 2022	For the year ended March 31, 2021
Salaries and wages	950.19	922.95
Contribution to provident and other funds	46.36	38.93
Staff welfare expenses	36.33	22.98
<b>TOTAL</b>	<b>1,032.88</b>	<b>984.86</b>

Refer note no. 42 for details of employee benefit expenses



Notes forming part of the financial statements

31 Finance costs

Particulars	₹ in lakhs	
	For the year ended March 31, 2022	For the year ended March 31, 2021
Interest expense	1,887.33	2,183.61
Other borrowing costs	20.26	11.79
<b>Total</b>	<b>1,907.59</b>	<b>2,195.40</b>

32 Depreciation and amortization expense

Particulars	₹ in lakhs	
	For the year ended March 31, 2022	For the year ended March 31, 2021
Depreciation of property, plant and equipment and investment property (including ROU Asset)	1,650.82	1,646.51
Amortization of intangible assets	2.91	1.12
<b>Total</b>	<b>1,653.73</b>	<b>1,647.63</b>

33 Other expenses

Particulars	₹ in lakhs	
	For the year ended March 31, 2022	For the year ended March 31, 2021
Consumption of stores and spares	95.08	83.06
Repairs & maintenance		
- Building	130.43	96.13
- Plant and machinery	88.95	101.81
- Others	50.04	68.95
Rent	19.82	28.90
Power and fuel	519.16	484.15
Travelling and conveyance expenses	76.69	86.36
Communication expenses	4.11	4.12
Legal and professional charges	204.66	220.19
Insurance charges	100.42	71.33
Printing & stationery	5.17	6.60
Manpower service charges	677.99	655.29
Remuneration to auditors		
- Statutory audit	18.00	18.00
- Tax audit	4.00	4.00
- Other Services	8.54	9.52
Bank Charges	2.30	4.66
Brokerage	6.48	9.95
Rates & taxes	488.60	484.85
Promotion expense	66.64	62.33
Franchisee fees	9.65	3.60
Loss on asset discarded	0.02	3.45
CSR related expense (Refer note no. 48)	38.19	56.31
Provision for doubtful debt	-	5.94
Advance/ debt written off	-	20.82
General charges	1.81	6.14
Miscellaneous expense	155.00	126.37
<b>TOTAL</b>	<b>2,771.75</b>	<b>2,722.83</b>

34. Income tax expense

i) Income tax recognised in profit or loss

Particulars	₹ in lakhs	
	As at March 31, 2022	As at March 31, 2021
<b>a) Current tax expense</b>		
Current year	-	(0.24)
Adjustment for prior periods	-	(338.82)
<b>b) Deferred tax expense</b>		
Origination and reversal of temporary differences	811.57	(157.05)
<b>Total income tax expense</b>	<b>811.57</b>	<b>(496.11)</b>

ii) Tax expense recognised in OCI

Particulars	₹ in lakhs	
	As at March 31, 2022	As at March 31, 2021
<b>Deferred tax</b>		
Remeasurements of post-employment benefit plans	(0.58)	0.24
<b>Total income tax expense relating to OCI items</b>	<b>(0.58)</b>	<b>0.24</b>

iii) Deferred tax assets and liabilities

Particulars	₹ in lakhs			
	As at March 31, 2021	Recognised/ (reversed) in statement of profit and loss	Recognised/ (reversed) through OCI	As at March 31, 2022
<b>Liabilities</b>				
Depreciation difference	(4,554.18)	280.20	-	(4,834.38)
Others	(25.45)	(13.70)	-	(11.75)
<b>Assets</b>				
Items covered under section 43B	141.03	(30.70)	0.58	172.31
Others	1,608.71	(27.06)	-	1,635.77
Unabsorbed depreciation and business loss	1,793.93	602.83	-	1,191.10
<b>Total deferred tax asset/(liabilities)</b>	<b>(1,035.96)</b>	<b>811.57</b>	<b>0.58</b>	<b>(1,846.95)</b>
Unused tax loss for which no deferred tax asset has been recognised	-	-	-	-
<b>Net deferred tax asset/(liability)</b>	<b>(1,035.96)</b>	<b>811.57</b>	<b>0.58</b>	<b>(1,846.95)</b>





Notes forming part of the financial statements

iv) Reconciliation of tax expense and accounting profit

Particulars	₹ in lakhs	
	As at March 31, 2022	As at March 31, 2021
Accounting profit before taxes after comprehensive income	3,218.27	(26.25)
Tax using the Company's domestic tax rate	810.04	(6.61)
Adjustment for prior periods	-	(339.30)
Incentive & deduction not allowed under Income Tax	(810.04)	6.61
<b>Income Tax Expenses</b>	-	<b>(339.30)</b>

Note:

During preparation of financial statements for the previous year ended March 31, 2020, the option of tax regime was not concluded and accordingly the Company continued with the old tax regime for the purpose of finalisation of accounts and had recorded provision for tax as per MAT. However, at the time of filing of Income-tax return for year ended March 31, 2020, the Company finally opted for the new tax regime. Consequently, in March 31, 2021, tax expense includes the effect of above adjustment.

35 Other comprehensive income

Particulars	₹ in lakhs	
	For the year ended March 31, 2022	For the year ended March 31, 2021
<b>Items that will not be reclassified to profit or loss</b>		
(I) Remeasurements of the defined benefit plans	(2.30)	0.96
(II) Income tax relating to Items that will not be reclassified to profit or loss	0.58	(0.24)
<b>Total other comprehensive income</b>	<b>(1.72)</b>	<b>0.72</b>

36 Earnings per share (EPS)

Computation of earning per share

Particulars	₹ in lakhs	
	For the year ended March 31, 2022	For the year ended March 31, 2021
Face value of equity shares	Rs 10	Rs 10
Weighted average number of equity shares outstanding	26,25,20,000	26,25,20,000
Profit for the year (₹ in lakhs)	2,409.00	468.90
<b>Weighted average earnings per share (basic)</b>	<b>0.92</b>	<b>0.18</b>
Weighted average number of equity shares outstanding	26,25,20,000	26,25,20,000
Weighted average no. of equity shares resulting from share application pending allotment	-	-
No. of equity shares used to compute diluted earnings per share	26,25,20,000	26,25,20,000
Profit for the year (₹ in lakhs)	2,409.00	468.90
<b>Weighted average earnings per share (diluted)</b>	<b>0.92</b>	<b>0.18</b>

37 Commitments

(a) Capital expenditure contracted for at the end of the reporting period but not recognised as liabilities is as follows:

Particulars	₹ in lakhs	
	For the year ended March 31, 2022	For the year ended March 31, 2021
Property, plant & equipment (net of advances)	-	31.89

(b) The Company plans to invest a sum of Rs.1,817 lakhs in RPSG Venture Fund- I over the next one years.

(c) Guarantee issued on behalf of the Company by bank towards security deposit with CESC Limited for supply of electricity is as follows :

Particulars	₹ in lakhs	
	For the year ended March 31, 2022	For the year ended March 31, 2021
Value of bank guarantee	200.00	200.00

38 Lease

(i) Non cancellable operating lease (Lessor)

Particulars	₹ in lakhs	
	For the year ended March 31, 2022	For the year ended March 31, 2021
Lease Rental receivable from tenants:		
Within 1 year	111.03	95.22
Later than 1 year but not later than 5 years	59.67	156.11
Later than 5 years	-	-

(ii) Changes in the carrying value of right of use assets for the year ended March 31, 2022:

Particulars	₹ in lakhs	
	For the year ended March 31, 2022	For the year ended March 31, 2021
Opening Balance	5,123.62	5,562.79
Additions during the year	-	-
Deletion during the year	-	-
Depreciation	439.17	439.17
Closing Balance	4,684.45	5,123.62



**Notes forming part of the financial statements**

(iii) The following is the break-up of current and non-current lease liabilities as at March 31, 2022

Particulars	₹ in lakhs	
	For the year ended March 31, 2022	For the year ended March 31, 2021
Current Lease Liability	395.97	358.58
Non Current Lease Liability	10,506.42	10,902.39

(iv) The following is the movement in lease liabilities during the year ended March 31, 2022:

Particulars	₹ in lakhs	
	For the year ended March 31, 2022	For the year ended March 31, 2021
Opening Balance	11,260.97	11,459.51
Additions during the year	-	-
Finance cost accrued during the period	1,105.52	1,132.46
Deletions/ Reversal	-	-
Payment/Adjustment of lease liabilities	1,464.10	1,331.00
Closing Balance	10,902.39	11,260.97

(v) Expense pertaining to leases which has been identified as Short Term amounts to Rs.19.72 lakhs. (March 31, 2021: Rs.28.91 lakhs).

(vi) There are no Expense pertaining to leases which has been identified as Low Value .

(vii) Contractual maturities of lease liabilities as at March 31, 2022 on an undiscounted basis: Rs.18,270.99 lakhs. March 31, 2021: Rs.19,735.09 lakhs)

The table below provides details regarding the contractual maturities of lease liabilities as at March 31, 2022 on an undiscounted basis:

Particulars	₹ in lakhs	
	For the year ended March 31, 2022	For the year ended March 31, 2021
Less than one year	1,464.10	1,464.10
One to five years	6,295.63	6,149.22
More than five years	10,511.26	12,121.77

(ix) There are no payment made on account of Variable Lease Payment .

(x) There are no future cash outflows to which the lessee is potentially exposed that are not reflected in the measurement of lease liabilities.

**39** The Company has certain dues to suppliers registered under Micro, Small and Medium Enterprises Development Act, 2006 ('MSMED Act'). The disclosures pursuant to the said MSMED Act are as follows:

Particulars	₹ in lakhs	
	For the year ended March 31, 2022	For the year ended March 31, 2021
Principal amount due to suppliers registered under the MSMED Act and remaining unpaid as at year end.	13.69	15.67
Interest due to suppliers registered under the MSMED Act and remaining unpaid as at year end	-	-
Principal amounts paid to suppliers registered under the MSMED Act, beyond the appointed day during the year	-	-
Interest paid, other than under Section 16 of MSMED Act, to suppliers registered under the MSMED Act, beyond the appointed day during the year	-	-
Interest paid, under Section 16 of MSMED Act, to suppliers registered under the MSMED Act, beyond the appointed day during the year	-	-
Interest due and payable towards suppliers registered under MSMED Act, for payments already made	-	-
Further interest remaining due and payable for earlier years	-	-

The above information regarding Micro and Small enterprises has been determined to the extent such parties have been identified on the basis of information available with the Company.

**40 Segment Reporting**

Based on the "Management approach" as defined by Ind AS 108, the chief operating decision maker (CODM) evaluates the Company's performance and allocates resources based on an analysis of various performance indicators. The Company is engaged in the business of development and operation of mall and construction of real estate projects. Both the business comprising of operation of mall and real estate development are controlled by senior management as a single operating segment.

Included in the revenue arising from direct sales of products and services of Rs.10,381.51 lakhs (March 31, 2021: Rs.6,901.10 lakhs) are revenues of approximately Rs. 1,024.54 lakhs (March 31, 2021: Rs.757.09 lakhs) which arose from the sale to Company's single largest customer. No other customer contributed 10% or more of the Company's revenue for both 2021-22 and 2020-21.



Notes forming part of the financial statements

41 Assets pledged as security

The carrying amounts of assets pledged as security for current and non-current borrowings are:

Particulars	₹ in lakhs	
	For the year ended March 31, 2022	For the year ended March 31, 2021
<b>Current</b>		
Cash and cash equivalents	4.42	359.86
Trade receivables	725.78	1,081.24
<b>Total current assets pledged as security</b>	<b>730.20</b>	<b>1,441.10</b>
<b>Non-current</b>		
Building	29,726.25	30,278.06
Plant and equipment	3,894.28	4,352.15
Furniture and fixtures	180.95	203.42
Office equipment	38.58	47.75
Computers	7.21	8.02
Capital work-in-progress	-	17.61
Intangible assets	6.63	7.36
<b>Total non-currents assets pledged as security</b>	<b>33,853.90</b>	<b>34,914.37</b>
<b>Total assets pledged as security</b>	<b>34,584.10</b>	<b>36,355.47</b>

42 Employee benefits plans

a) Defined benefit plans:

**Gratuity:**

The company has an obligation towards gratuity, a defined benefit retirement plan covering eligible employees. The plan provides for a lump-sum payment to vested employees at retirement, death while in employment or on termination of employment of an amount equivalent to 15 to 26 days salary payable for each completed year of service. Vesting occurs upon completion of five years of service. The Company accounts for the liability for gratuity benefits payable in the future based on an actuarial valuation. The Company is exposed to actuarial risk, interest risk, salary escalation risk, demographic risk, regulatory risk.

The results of the actuarial study for the obligation for employee benefits as computed by the actuary are shown below:

Particulars	₹ in lakhs	
	For the year ended March 31, 2022	For the year ended March 31, 2021
	<b>Gratuity</b>	<b>Gratuity</b>
<b>Principal actuarial assumptions</b>		
Discount rate	7.05%	6.70%
Range of compensation increase	5%	5%
Attrition rate per thousand: upto 40 years	4.2	4.2
40 years and above	Nil	Nil
Weighted average duration of the defined benefit plan (in years)	9.68	10.19
<b>Components of statement of income statement charge</b>		
Current service cost	9.69	8.17
Interest cost	4.97	4.42
Recognition of past service cost	-	-
Settlement/curtailment/termination loss	-	-
<b>Total charged to statement of profit or loss</b>	<b>14.66</b>	<b>12.59</b>

Particulars	₹ in lakhs	
	For the year ended March 31, 2022	For the year ended March 31, 2021
	<b>Gratuity</b>	<b>Gratuity</b>
<b>Movements in net liability/(asset)</b>		
Net liability at the beginning of the year	74.46	71.99
Employer contributions	(0.66)	(9.16)
Total expense recognised in the consolidated statement of profit or loss	14.66	12.59
Total amount recognised in OCI	2.30	(0.96)
<b>Net liability at the end of the year</b>	<b>90.76</b>	<b>74.46</b>
<b>Reconciliation of benefit obligations</b>		
Obligation at start of the year	74.46	71.99
Current service cost	9.69	8.17
Interest cost	4.97	4.42
Benefits paid directly by the Company	(0.66)	(9.16)
Extra payments or expenses/(income)	-	-
Obligation of past service cost	-	-
Actuarial loss	2.30	(0.96)
<b>Defined benefits obligations at the end of the year</b>	<b>90.76</b>	<b>74.46</b>
<b>Re-measurements of defined benefit plans</b>		
Actuarial gain/(loss) due to changes in financial assumptions	2.70	1.01
Actuarial gain / (losses) from demographic assumptions	-	-
Actuarial gain/(loss) on account of experience adjustments	(5.00)	(0.05)
<b>Total actuarial gain/(loss) recognised in OCI</b>	<b>(2.30)</b>	<b>0.96</b>



Notes forming part of the financial statements

b) Sensitivity analysis of significant assumptions

The following table present a sensitivity analysis to one of the relevant actuarial assumption, holding other assumptions constant, showing how the defined benefit obligation would have been affected by changes in the relevant actuarial assumptions that were reasonably possible at the reporting date.

Particulars	₹ in lakhs	
	For the year ended March 31, 2022	For the year ended March 31, 2021
	Gratuity	Gratuity
<b>Discount rate</b>		
+ 1.00% discount rate	83.68	68.22
- 1.00% discount rate	98.81	81.59
<b>Salary escalation</b>		
+ 1.00% salary escalation	98.90	81.64
- 1.00% salary escalation	83.48	68.06
<b>Withdrawal rate</b>		
+ 50% withdrawal rate	90.86	74.54
- 50% withdrawal rate	90.65	74.38
<b>Mortality rate</b>		
+ 10.0% mortality rate	90.79	74.49
- 10.0% mortality rate	90.72	74.43

c) Risk exposure

- (i) **Credit risk:** If the scheme is Insured and fully funded on PUC basis there is a credit risk to the extent the insurer(s) is/ are unable to discharge their obligations including failure to discharge in timely manner.
- (ii) **Pay-as-you-go risk:** For unfunded schemes financial planning could be difficult as the benefits payable will directly affect the revenue and this could be widely fluctuating from year to year. Moreover there may be an opportunity cost of better investment returns affecting adversely the cost of the scheme.
- (iii) **Discount Rate risk:** The Company is exposed to the risk of fall in discount rate. A fall in discount rate will eventually increase in the ultimate cost of providing the above benefit thereby increasing the value of the liability.
- (iv) **Liquidity risk:** This risk arises from the short term asset and liability cash-flow mismatch thereby causing the company being unable to pay the benefits as they fall due in the short term. Such a situation could be the result of holding large illiquid assets disregarding the results of cash-flow projections and cash outgo inflow mismatch (or it could be due to insufficient assets/cash).
- (v) **Future salary increase risk:** The Scheme cost is very sensitive to the assumed future salary escalation rates for all final salary defined benefit Schemes. If actual future salary escalations are higher than that assumed in the valuation actual Scheme cost and hence the value of the liability will be higher than that estimated.
- (vi) **Demographic risk:** In the valuation of the liability certain demographic (mortality and attrition rates) assumptions are made. The Company is exposed to this risk to the extent of actual experience eventually being worse compared to the assumptions thereby causing an increase in the scheme cost.
- (vii) **Regulatory risk:** Gratuity Benefit must comply with the requirements of the Payment of Gratuity Act, 1972 (as amended up-to-date). There is a risk of change in the regulations requiring higher gratuity payments (e.g. raising the present ceiling of Rs. 20 lakh, raising accrual rate from 15/26 etc.)

Future salary increase assumed has three basic components, namely, increase due to price inflation, increase due to increase in future living standard (periodic wage re-negotiation) and Increase due to career progress by way of promotion as more skill is acquired.

- d) The expected maturity analysis of undiscounted defined benefit obligation is as below:

Particulars	₹ in lakhs	
	For the year ended March 31, 2022	For the year ended March 31, 2021
	Gratuity	Gratuity
1st year	1.76	1.34
2 to 5 years	3.72	2.84
6 to 10 years	87.85	78.35
More than 10 years	89.98	68.28

e) Details of plan assets

The scheme is unfunded.

f) Defined contribution plan

**Provident and pension fund**

The State administered Provident and pension fund is a defined contribution scheme, whereby the Company deposits an amount determined as a fixed percentage of basic pay to the fund every month.

The expenses recognised during the reporting period towards defined contribution plan is Rs.31.71 lakhs (March 31, 2021: Rs.26.59 lakhs).





Notes forming part of the financial statements

43. Financial instruments

This section gives an overview of the significance of financial instruments for the Company and provides additional information on balance sheet items that contain financial instruments. The details of significant accounting policies, including the criteria for recognition, the basis of measurement and the basis on which income and expenses are recognised in respect of each class of financial asset, financial liability and equity instrument are disclosed in Note 1 to the financial statements.

43.1 Categories of financial instruments

As at March 31, 2022

₹ in lakhs

Particulars	FVTPL	FVTOCI	Amortised Cost	At Cost	Total Carrying Value as on March 31, 2022	Total Fair Value
<b>Financial assets</b>						
(a) Cash and bank balances	-	-	4.42	-	4.42	4.42
(b) Loans	-	-	8.84	-	8.84	8.84
(c) Trade receivables	-	-	725.78	-	725.78	725.78
(d) Other financial assets	-	-	226.74	-	226.74	226.74
(e) Investments	-	2,000.27	-	8,140.44	10,140.71	10,140.71
<b>Sub-Total</b>	-	<b>2,000.27</b>	<b>965.78</b>	<b>8,140.44</b>	<b>11,106.49</b>	<b>11,106.49</b>
<b>Financial liabilities</b>						
(a) Borrowings	-	-	7,125.28	-	7,125.28	7,125.28
(b) Lease Liabilities	-	-	10,902.39	-	10,902.39	10,902.39
(c) Trade payables	-	-	3,996.49	-	3,996.49	3,996.49
(d) Other financial liabilities	-	-	3,652.38	-	3,652.38	3,652.38
<b>Sub-Total</b>	-	-	<b>25,676.54</b>	-	<b>25,676.54</b>	<b>25,676.54</b>

As at March 31, 2021

₹ in lakhs

Particulars	FVTPL	FVTOCI	Amortised Cost	At Cost	Total Carrying Value as on March 31, 2021	Total Fair Value
<b>Financial assets</b>						
(a) Cash and bank balances	-	-	359.86	-	359.86	359.86
(b) Loans	-	-	11.64	-	11.64	11.64
(c) Trade receivables	-	-	1,081.24	-	1,081.24	1,081.24
(d) Other financial assets	-	-	334.98	-	334.98	334.98
(e) Investments	-	-	-	5,707.39	5,707.39	5,707.39
<b>Sub-Total</b>	-	-	<b>1,787.72</b>	<b>5,707.39</b>	<b>7,495.11</b>	<b>7,495.11</b>
<b>Financial liabilities</b>						
(a) Borrowings	-	-	9,523.42	-	9,523.42	9,523.42
(b) Lease Liabilities	-	-	11,260.97	-	11,260.97	11,260.97
(c) Trade payables	-	-	3,206.58	-	3,206.58	3,206.58
(d) Other financial liabilities	-	-	3,440.63	-	3,440.63	3,440.63
<b>Sub-Total</b>	-	-	<b>27,431.60</b>	-	<b>27,431.60</b>	<b>27,431.60</b>

43.1(a) Fair value hierarchy

The following table provides an analysis of financial instruments that are measured subsequent to initial recognition at fair value, grouped into Level 1 to Level 3, as described below:

**Quoted prices in an active market (Level 1):** This level of hierarchy includes financial assets that are measured by reference to quoted prices (unadjusted) in active markets for identical assets or liabilities. This category consists of investment in quoted equity shares.

**Valuation techniques with observable inputs (Level 2):** This level of hierarchy includes financial assets and liabilities, measured using inputs other than quoted prices included within Level 1 that are observable for the asset or liability, either directly (i.e., as prices) or indirectly (i.e., derived from prices). This level of hierarchy includes Company's over-the-counter (OTC) derivative contracts.

**Valuation techniques with significant unobservable inputs (Level 3):** This level of hierarchy includes financial assets and liabilities measured using inputs that are not based on observable market data (unobservable inputs). Fair values are determined in whole or in part, using a valuation model based on assumptions that are neither supported by prices from observable current market transactions in the same instrument nor are they based on available market data. This level of hierarchy includes Company's investment in equity shares which are unquoted or for which quoted prices are not available at the reporting dates.

₹ in lakhs

Particulars	March 31, 2022			Total
	Level 1	Level 2	Level 3	
<b>Financial Assets :</b>				
Investments	-	-	2,000.27	<b>2,000.27</b>
<b>Financial Liabilities :</b>				
		Nil		-

₹ in lakhs

Particulars	March 31, 2021			Total
	Level 1	Level 2	Level 3	
<b>Financial Assets :</b>				
Investments	-	-	-	-
<b>Financial Liabilities :</b>				
		Nil		-





**Notes forming part of the financial statements**

**Valuation technique used to determine fair value**

- a) Investments carried at fair value are generally based on market price quotations. However in cases where quoted prices are not available the management has involved valuation experts to determine the fair value of the investments. Different valuation techniques have been used by the valuers for different investments. These investments in equity instruments are not held for trading. Instead, they are held for long term strategic purpose. The Company has chosen to designate these investments in equity instruments at FVOCI since, it provides a more meaningful presentation. Cost of certain investments in equity instruments have been considered as an appropriate estimate of fair value because of a wide range of possible fair value measurements and cost represents the best estimate of fair value within that range
- b) Fair value of borrowings is estimated by discounting expected future cash flows. The carrying amounts of other borrowings with floating rate of interest are considered to be close to the fair value
- c) The carrying amounts of remaining financial assets and liabilities are considered to be the same as their fair values.
- d) Management uses its best judgement in estimating the fair value of its financial instruments. However, there are inherent limitations in any estimation technique. Therefore, for substantially all financial instruments, the fair value estimates presented above are not necessarily indicative of the amounts that the Company could have realised or paid in sale transactions as of respective dates. As such, fair value of financial instruments subsequent to the reporting dates may be different from the amounts reported at each reporting date.

**43.2 Capital management**

The Company's objectives when managing capital are to

- maximize the shareholder value;
- safeguard its ability to continue as a going concern;
- maintain an optimal capital structure to reduce the cost of capital; &
- ensure Compliance with covenants related to its credit facilities.

The Board of Directors has the primary responsibility to maintain a strong capital base and reduce the cost of capital through prudent management of deployed funds and leveraging opportunities in the financial markets so as to maintain and sustain future development of the business.

For the purpose of the Company's capital management, equity capital includes issued equity capital, share application money pending allotment and all other equity reserves attributable to the equity holders of the company. The Company manages its capital structure and makes adjustments in light of changes in economic conditions, regulatory framework. The Company is not subject to any externally imposed capital requirements.

The net debt – equity ratio of the Company is as follows :-

Particulars	₹ in lakhs	
	As at March 31, 2022	As at March 31, 2021
Long term debt (including Current and Non Current Borrowings)	6,821.50	9,523.42
Cash and cash equivalents (net of bank overdraft)	299.36	(359.86)
Net Debt (A)	7,120.86	9,163.56
Equity (B)	30,558.15	28,150.87
<b>Net debt to equity ratio (A/B)</b>	<b>0.23</b>	<b>0.33</b>

**44. Financial risk management**

The Company's principal financial liabilities comprise loans and borrowings denominated in Indian rupees, trade payables, Security Deposit from Tenants and other payables. The main purpose of these financial liabilities is to finance the Company's capital investments and operations.

The Company's principal financial assets include trade and other receivables, and cash and cash equivalents that are generated from its operations and other financial assets measured at amortised cost.

The Company's business activities expose it to a variety of financial risks, namely liquidity risk, market risks and credit risk.

Risk	Exposure arising from	Measurement	Management
Credit Risk	Cash and cash equivalents, trade receivables, financial assets measured at amortised cost	Ageing analysis	Diversification of bank deposits.
Liquidity Risk	Borrowings and other liabilities	Rolling cash flow forecasts	Availability of committed credit lines and borrowing facilities
Market risk – Price	Financial assets measured at fair value	Sensitivity analysis	Monitoring of changes in fair value.
Market risk – interest rate	Long-term borrowings at fixed interest rates which are reset as per economic condition	Sensitivity analysis	Monitoring of interest rates. Interest rates are unhedged



**Notes forming part of the financial statements**

**44.1 Risk management framework**

Managing director and Chief Financial Officer of the Company evaluates and manages the uncertainties in the Company. They conduct meetings at regular intervals involving other high level officers of the company and provides updates to the Audit Committee/Board.

The management of financial risks by the Company is summarized below:-

**44.1.1 Credit risk**

Credit risk is the risk that counterparty will not meet its obligations under a financial instrument or customer contract, leading to a financial loss. The Company is exposed to credit risk as a result of the risk of counterparties defaulting on their obligations. The Company's exposure to credit risk primarily relates to investments, accounts receivable and cash and cash equivalents. The Company monitors and limits its exposure to credit risk on a continuous basis. The Company's credit risk associated with accounts receivable is primarily related to lease rental and maintenance dues of let-out shops. To manage this the Company periodically reviews the financial reliability of its customers, taking into account the financial condition, current economic trends and analysis of historical bad debts and ageing of accounts receivables.

Maximum exposure to credit risk of the Company has been listed below:

Particulars	₹ in lakhs	
	As at March 31, 2022	As at March 31, 2021
Cash and cash equivalents	4.42	359.86
Trade receivables	725.78	1,081.24
Loans	8.84	11.64
Other financial assets	226.74	334.98
<b>Total</b>	<b>965.78</b>	<b>1,787.72</b>

**I. Trade receivables**

Trade receivables are subject to insignificant credit risk as major portion of it are secured and considering the volume and nature of trade receivables, management believes that trade receivables do not have significant credit risk if it is outstanding for a period more than 6 months date they fall due. However, trade receivables are stated after an allowance for credit loss as per the expected credit loss model.

**II. Cash and cash**

Cash and cash equivalents comprise cash in hand and deposits which are readily convertible to cash. These are subject to insignificant risk of change in value or credit risk. All banks are of good credit worthiness.

**III. Loans To employees**

The Company has given loans to its Employees. The risk of default in respect of these loans is considered negligible.

**IV. Other financial assets**

The Company has given advances to various other parties. Management believes that these are current in nature and are collectible in full. The risk of default in respect of these advances is considered insignificant.

**44.1.2 Liquidity risk**

The Company is exposed to liquidity risk related to its ability to fund its obligations as they become due. The Company monitors and manages its liquidity risk to ensure access to sufficient funds to meet operational and financial requirements. The Company has access to credit facilities and monitors cash balances daily. In relation to the Company's liquidity risk, the Company's policy is to ensure, as far as possible, that it will always have sufficient liquidity to meet its liabilities when due, under both normal and stressed conditions as they fall due while minimizing finance costs, without incurring unacceptable losses or risking damage to the Company's reputation.

The following table details the Company's remaining contractual maturity for its non-derivative financial liabilities with agreed repayment periods. The table has been drawn based on the undiscounted cashflows of financial liabilities based on the earliest date on which the Company can be required to pay. The table include both interest and principal cashflows. The contractual maturity is based on the earliest date on which the Company may be required to pay.

**A) Financial arrangements**

The Company has access to following undrawn borrowing facilities at the end of the reporting period:-

Particulars	₹ in lakhs	
	As at March 31, 2022	As at March 31, 2021
Undrawn Working Capital loan facilities	2,808.52	3,100.00

**B) Expected maturity for non-derivative financial liabilities**

The tables below analyse the Company's financial liabilities into relevant maturity groupings based on their contractual maturities. The amounts disclosed in the table are the contractual undiscounted cash flows. Balances due within 12 months equal their carrying balances as the impact of discounting is not significant.

Particulars	₹ in lakhs				
	Less than 1 year	1-5 years	5+ years	Total	Carrying Amount
<b>As at March 31, 2022</b>					
a) Borrowings	3,359.20	3,766.08	-	<b>7,125.28</b>	<b>7,125.28</b>
b) Lease Liability	395.97	2,551.61	7,954.81	<b>10,902.39</b>	<b>10,902.39</b>
c) Trade payables	3,996.49	-	-	<b>3,996.49</b>	<b>3,996.49</b>
d) Other financial liabilities	2,448.68	1,087.17	116.53	<b>3,652.38</b>	<b>3,652.38</b>



Notes forming part of the financial statements

₹ in lakhs					
Particulars	Less than 1 year	1-5 years	5+ years	Total	Carrying Amount
<b>As at March 31, 2021</b>					
a) Borrowings	2,698.94	6,824.48	-	<b>9,523.42</b>	<b>9,523.42</b>
b) Lease Liability	358.58	2,171.86	8,730.53	<b>11,260.97</b>	<b>11,260.97</b>
c) Trade payables	3,206.58	-	-	<b>3,206.58</b>	<b>3,206.58</b>
d) Other financial liabilities	747.79	2,399.31	293.53	<b>3,440.63</b>	<b>3,440.63</b>

**44.1.3 Market Risk**

Market risk is the risk that the fair value of future cash flows of a financial instrument will fluctuate because of changes in market prices.

**i) Foreign currency risk**

The Company deals with foreign trade payables and is therefore exposed to foreign exchange risk associated with exchange rate movement.

The company's exposure to foreign currency risk at the end of the reporting period expressed in INR (foreign currency amount multiplied by closing rate), are as follows:-

Foreign Currency Risk (USD)	As at March 31, 2022		As at March 31, 2021	
	Amount in Foreign Currency	Amount in Local Currency	Amount in Foreign Currency	Amount in Local Currency
<b>Financial liabilities</b>				
Trade Payable	Nil	Nil	Nil	Nil

**ii) Interest rate risk**

Interest rate risk is the risk that the fair value or future cash flows of a financial instrument will fluctuate because of changes in market interest rates. The Company manages its interest risk exposure relating to the financial instrument classified at amortised cost by using the market interest rate as the effective interest rate and the changes in the assets liabilities is accounted for as interest income/expenses with respect to financial assets/financial liabilities respectively. The Company is exposed to interest rate risk predominantly in borrowings

Particulars	₹ in lakhs	
	Impact on profit after tax	
	March 31, 2022	March 31, 2021
Interest rate - increase by 50 basis points	(33.11)	(41.34)
Interest rate - decrease by 50 basis points	33.11	41.34

**iii) Other price risk**

The Company's exposure to equity securities price risk arises from investments held by the Company and classified in the balance sheet at fair value through OCI. To manage its price risk arising from investments in equity securities, the Company diversifies its portfolio. In general, these investments are not held for trading purposes.

Particulars	₹ in lakhs	
	Incremental change in value	
	March 31, 2022	March 31, 2021
Increase by 5%	100.01	-
Decrease by 5%	(100.01)	-

**45. Fair value measurements**

**45.1 Fair value of financial asset that are measured at fair value on a recurring basis**

The Company has made investments in unlisted entity and has measured the same on fair value through other comprehensive income. The fair value of such investment is recorded in note no. 5.

**45.2 Fair value disclosures of the financial assets and liabilities that are not measured at fair value (but fair value disclosures are required):-**

The disclosure relating to the fair values of financial assets and financial liabilities that are measured at other than fair value are not required as the management of the Company has determined the carrying amount of such financial assets and liabilities approximates the fair value.



**Notes forming part of the financial statements**

**46(a). Ratios**

Ratio	Numerator	Denominator	Current Period	Previous Period	% Variance	Reason for Variance
Current Ratio	Current Assets	Current Liabilities	0.35	0.64	-45%	Amidst the COVID-19 pandemic, the Company negotiated for withholding of its current liabilities to meet exigencies and make best use of opportunities for strategic investments in the interest of the Company
Debt-Equity Ratio	Total Debt (Non-current borrowings + Current Borrowings)	Shareholder's Equity	0.23	0.34	31%	The Company has repaid Rs.2,712.98 lakh in the current year resulting lower closing balance of Debt. Additionally, the reserves of the Company has also increased substantially in comparison to previous year.
Debt Service Coverage Ratio	Net profit after taxes + Exception items + Non-cash operating expenses (depreciation) + Finance costs + Other adjustments (loss on sale of PPE)	Interest payments+ Long-term Principal Repayment+ Lease Payments	1.71	1.51	13%	
Return on Equity Ratio	Net Profit after taxes	Average Shareholder's Equity	8.2%	1.7%	389%	Year ending March 31, 2021 was largely affected by COVID-19 pandemic resulting in a net profit (after tax) of Rs.468.90 lakh. The Company has achieved a net profit (after tax) of Rs.2,421.39 lakh in the current year.
Inventory Turnover Ratio	Cost of Goods Sold	Average Inventory	0.22	0.03	645%	During the current year, the Company successfully sold residential flats more than 50% of its ready-to-sale inventory resulting in a higher conversion of inventory to COGS.
Trade Receivable Turnover Ratio	Total Revenue from Operations - Sale of Product - Car Parking receipts	Average Trade Receivables	10.54	5.98	76%	Post Covid-19 pandemic, with the business of the retailer tenants achieving normal level, realization of dues from them was higher in the current year.
Trade Payables Turnover Ratio	Total expenses - Depreciation - Finance Cost - Employee Benefit Expense - Loss on sale/discard of Asset - CSR Expenditure - Bank Charges - Advance/ Bad Debt written off	Average Trade Payable	0.91	0.97	6%	
Net Capital Turnover ratio	Total Revenue from Operations	Working Capital	-1.43	-2.44	41%	The increase in revenue from operation and lower current ratio in the current year has affected the Net Capital Turnover ratio
Net Profit Ratio	Net Profit after taxes	Total Revenue from Operations	23%	7%	242%	In the previous year, the impact of COVID-19 pandemic during and after lockdown were far more severe than that in the current year. The mall witnessed substantially higher footfall and good conversion of footfall to sale. The concessions awarded in the current year linked to revenue of retailers are significantly lower than that were required to be provided in the previous year.
Return on Capital Employed	Earnings before interest and taxes (Loss before taxes + Finance costs)	Capital employed (Tangible Net worth + Non Current borrowings + Deferred Liability)	14%	6%	135%	A combination of the above improvements resulted in an increase in a) Revenue from Operations from Rs.6,818.27 lakh to Rs.9,781.74 lakhs. b) EBIT from Rs.2,168.19 lakh to Rs.5,144.72 lakh
Return on Investment						The Company's investment is majorly into its subsidiaries and joint ventures that are valued at cost. Investment in unlisted entity valued at fair value in the month March 2022 and there is no major fluctuation in its fair value.

**46 (b). Other Statutory Information**

- (a) The Company do not have any Benami property, where any proceeding has been initiated or pending against the Company for holding any Benami property.
- (b) The Company do not have any transactions with companies struck off.
- (c) The Company do not have any charges or satisfaction which is yet to be registered with ROC beyond the statutory period.
- (d) The Company have not traded or invested in Crypto currency or Virtual Currency during the financial year.
- (e) The Company have not any such transaction which is not recorded in the books of accounts that has been surrendered or disclosed as income during the year in the tax assessments under the Income Tax Act, 1961 (such as, search or survey or any other relevant provisions of the Income Tax Act, 1961).
- (f) The Company have not advanced or loaned or invested funds to any other person(s) or entity(ies), including foreign entities (Intermediaries) with the understanding that the Intermediary shall:
- directly or indirectly lend or invest in other persons or entities identified in any manner whatsoever by or on behalf of the company (Ultimate Beneficiaries) or
  - provide any security or the like to or on behalf of the Ultimate Beneficiaries
- (g) The Company during the year has provided a guarantee to ICICI Bank through Letter of Comfort dated 30.04.2021 against rupee term loan amounting to Rs. 7,500 lakhs and working capital facilities amounting to Rs. 4,000 lakhs to Guiltfree Industries Limited.
- (h) The Company have not received any fund from any person(s) or entity(ies), including foreign entities (Funding Party) with the understanding (whether recorded in writing or otherwise) that the Company shall:
- directly or indirectly lend or invest in other persons or entities identified in any manner whatsoever by or on behalf of the Funding Party (Ultimate Beneficiaries) or
  - provide any guarantee, security or the like on behalf of the Ultimate Beneficiaries.





Notes forming part of the financial statements

47. Related party transactions

(a) Parent entities				
Name	Type	Place of Incorporation	March 31, 2022	March 31, 2021
RPSG Ventures Limited (formerly known as CESC Ventures Limited)	Parent	India	100.00%	100.00%

(b) Subsidiaries, associates, joint ventures

Name	Type	Place of Incorporation	March 31, 2022	March 31, 2021
Metromark Green Commodities Private Limited	Subsidiary	India	100.00%	100.00%
RP-SG Unique Advisory LLP	Subsidiary	India	99.98%	100.00%
RP-SG Ventures Advisory LLP	Joint Venture	India	99.00%	99.00%
RP-SG Ventures Fund- I	Joint Venture	India	95.00%	95.00%

(c) Key managerial personnel compensation

Particulars	₹ in lakhs	
	March 31, 2022	March 31, 2021
Mr. D.K.Sen (Short term employee benefit)	222.72	195.25
<b>Total</b>	<b>222.72</b>	<b>195.25</b>

(d) Details of transactions for the year ended March 31, 2022 between the Company and related parties and status of Outstanding Balances:

Nature of Transaction	Parent Company		Companies Under Control		Subsidiary company		Joint Venture		Fellow subsidiary	
	March 31, 2022	March 31, 2021	March 31, 2022	March 31, 2021	March 31, 2022	March 31, 2021	March 31, 2022	March 31, 2021	March 31, 2022	March 31, 2021
Advance paid for share subscription	-	-	-	-	20.00	10.00	-	-	-	-
Allotment of shares	-	-	-	-	(20.00)	(10.00)	-	-	-	-
Investment against AIF units	-	-	-	-	-	-	2,206.03	541.80	-	-
Investment against Capital Contribution	-	-	-	-	123.42	31.29	0.96	-	-	-
Advance received	-	-	563.39	-	-	-	-	-	-	-
Security Deposit	-	-	-	1.19	-	-	-	-	-	(1.67)
Interest on Security Deposit	-	-	-	1.29	-	-	-	-	-	-
Income from sale/services	-	-	738.94	540.08	-	-	-	-	0.45	2.87
Expenses incurred	-	-	-	-	-	-	-	-	-	-
User fees	-	-	-	-	-	-	-	-	-	-
Power and Fuel	-	-	732.05	665.50	-	-	-	-	-	-
Employee Benefit expense	-	-	987.88	864.38	-	-	-	-	-	-
Guest house charges	-	-	173.23	159.81	-	-	-	-	-	-
Miscellaneous expenses	-	-	0.09	0.07	-	-	-	-	-	-
Professional Fees	-	-	18.36	3.71	-	-	-	-	-	-
Recovery of expenses	-	-	25.00	25.00	-	-	-	-	-	-
Employee Benefit expense	-	-	(30.07)	(27.12)	-	-	-	-	-	-
Power and Fuel	-	-	(57.04)	(47.29)	-	-	-	-	-	(0.82)
Miscellaneous expenses	-	-	(47.28)	(2.40)	-	-	-	-	-	(0.29)
<b>Balance as at year end:</b>										
Debit	-	-	15.96	15.22	-	-	0.96	-	5.17	26.31
Credit	-	-	3,730.85	2,669.10	-	270.10	-	-	-	-
<b>Bank guarantee</b>	-	-	200.00	200.00	-	-	-	-	-	-





**Notes forming part of the financial statements**

**48. Corporate Social Responsibility (CSR)**

As per section 135 of the Companies Act, 2013, a CSR committee has been formed by the Company. The expenditure incurred (Refer note 33) during the year on said activities are as specified in schedule VII of the Companies Act, 2013.

Sl.	Particulars	For the year ended March 31, 2022	For the year ended March 31, 2021
(i)	Amount required to be spent by the company during the year	38.19	56.31
(ii)	Amount of expenditure incurred		
	- Construction/ acquisition of any asset	-	-
	- On purposes other than (i) above	38.19*	56.31*
	<b>Total Amount of expenditure incurred (a + b)</b>	-	-
(iii)	Shortfall at the end of the year [(i) - (ii)]	-	-
(iv)	Total of previous years shortfall	-	-
(v)	Reason for shortfall	Not applicable	Not applicable
(vi)	Nature of CSR activities	Refer Note below	
(vi)	Details of related party transactions, e.g., contribution to a trust controlled by the company in relation to CSR expenditure as per relevant Accounting Standard	Nil	Nil
(vii)	Where a provision is made with respect to a liability incurred by entering into a contractual obligation, the movements in the provision during the year should be shown separately	Nil	Nil

\* The unspent CSR liability of Rs.8.72 lakhs as at March 31, 2022 (March 31, 2021: Rs.35.52 lakhs) have been transferred to Unspent CSR Bank Account as per the provisions of the Act.

**Note: Nature of CSR activities**

The details of the amount spent by the Company as stated below are towards activities covered under Schedule-VII to the Companies Act, 2013:

- Promoting education;
- Construction of training centre in nearby slum adjacent to mall, for imparting vocational skills and enhancing employment opportunities;
- Improving health conditions and livelihood prospect of nearby slum adjacent to mall;
- Distribution of cultivation equipment to families affected by natural disaster in Sundarbans, West Bengal

**49.** The Company has made an Internal assessment of the recoverability and carrying values of its assets comprising of property plant and equipment, investment property and other current and non-current assets and on the basis of such evaluation, has concluded that no material adjustments are required in the current financial statements.

The Company is still undertaking all necessary maintenance and house-keeping activities and taking other precautionary steps for the safety and well-being of its employees and contractual staff.

Given the criticalities associated with the nature and duration of Covid-19 pandemic, the impact assessment on the Company's financial statement is being continuously monitored.

The impact of Covid-19 pandemic on the operations of the Company in the current financial year has been significantly lower than that in the previous year, the financial results of the current year are not comparable with that of the previous year.



**Quest Properties India Limited**  
**Registered Office: CESC House, Chowringhee Square, Kolkata - 700001**  
**CIN: U70101WB2006PLC108175**  
**Telephone: +91 33 2225 6040**  
**Email: cescproperties@rpsq.in**


**Notes forming part of the financial statements**

**50.** The Code on Social Security, 2020 ('Code') relating to employee benefits during employment and post-employment benefits has been notified by the Central Government in the Official Gazette on 29th September, 2020. The draft rules have been released by the Union Ministry of Labour and Employment on November 13, 2020 and suggestions have been invited from stakeholders which are under consideration by the Ministry. The impact of the change will be assessed and accounted for by the Company in the period in which said rules are notified for implementation.

**51.** Previous years figure have been regrouped/rearranged wherever necessary.

For and on behalf of the Board of Directors



  
**Mukesh Kumar**  
Managing Director  
DIN- 08365169

  
**Rajarshi Banerjee**  
Director  
DIN- 05310850

  
**Snehanu Dutta**  
CFO & Company Secretary

